


RANDERS HF & VUC

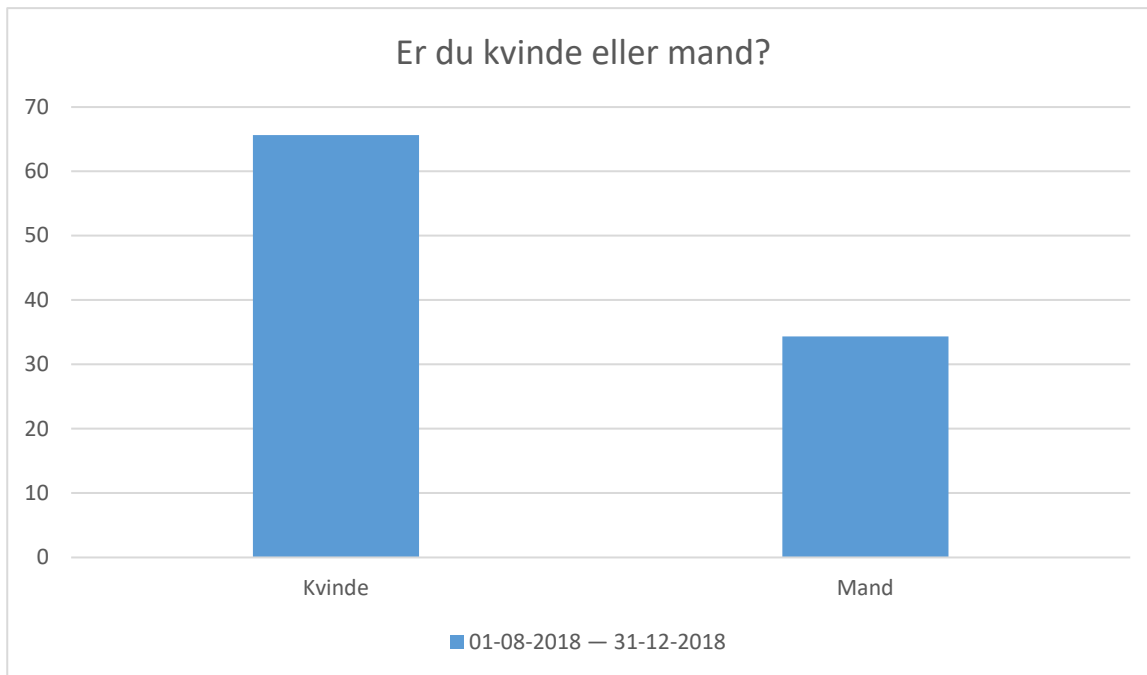
Resultater for HF

Svarprocent 78%



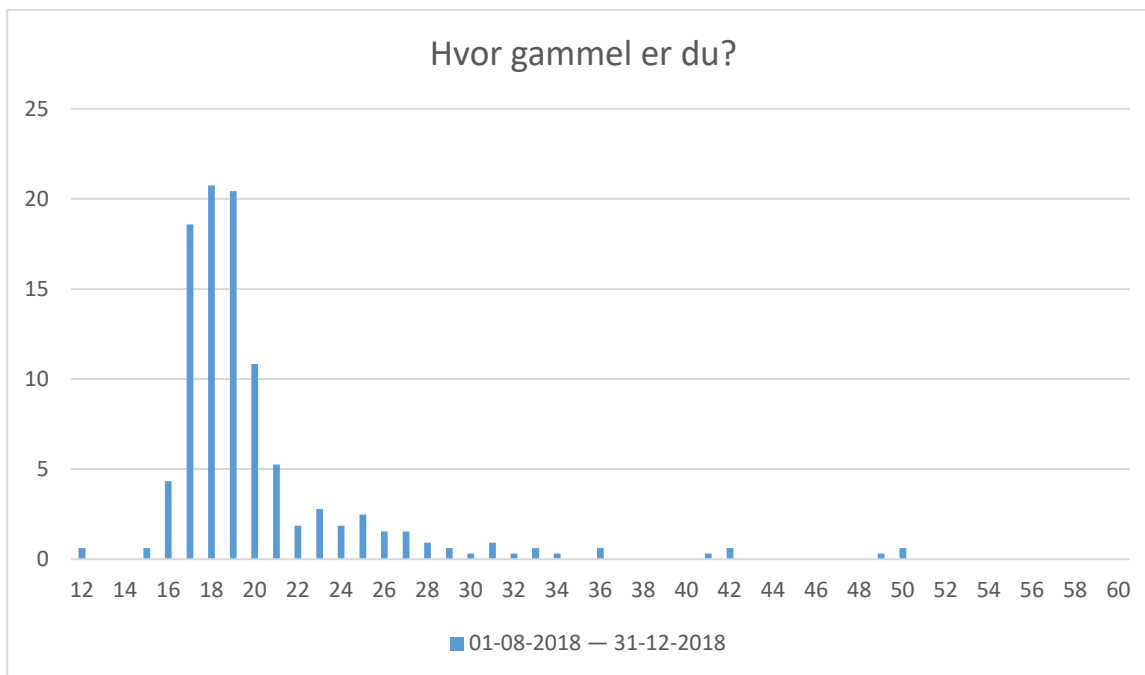
@Ventures
Elektivselsundersøgelse

Afsnit A



01-08-2018 — 31-12-2018; Gennemsnit og spredning kan ikke beregnes.

Svarmulighed	01-08-2018 — 31-12-2018: Antal	01-08-2018 — 31-12-2018: Andel (%)
Kvinde	212	66
Mand	111	34
Total	323	-

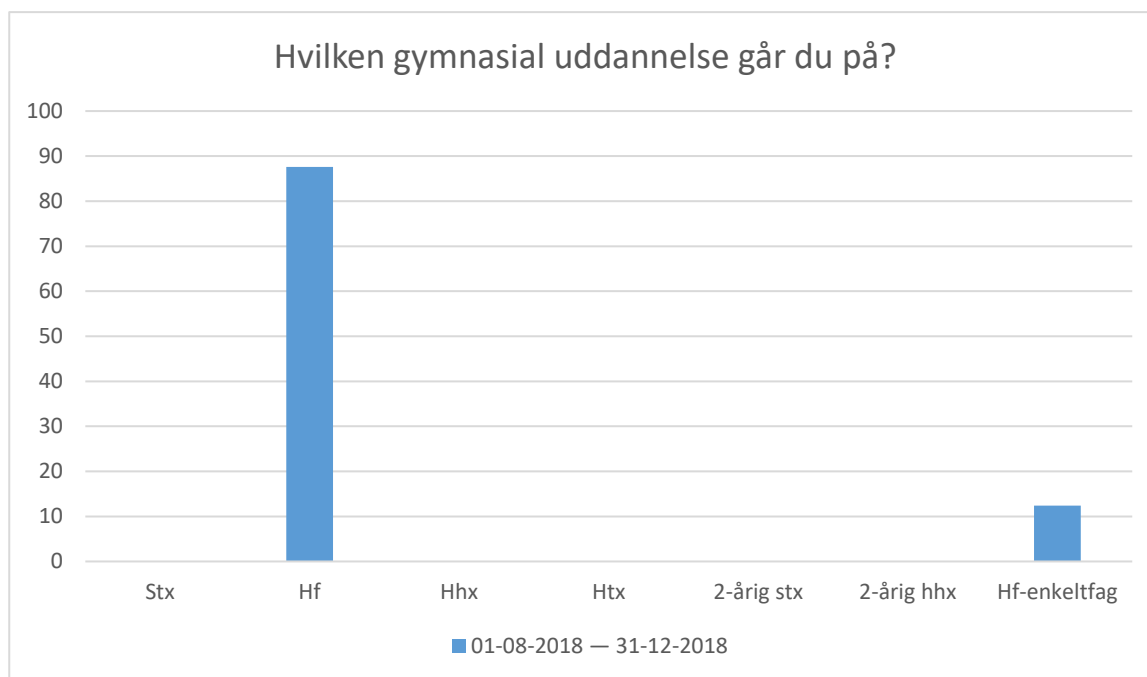


01-08-2018 — 31-12-2018; Gennemsnit: 20,1, spredning: 5

Svarmulighed	01-08-2018 — 31-12-2018: Antal	01-08-2018 — 31-12-2018: Andel (%)
12	2	1
13	0	0
14	0	0
15	2	1
16	14	4
17	60	19
18	67	21
19	66	20
20	35	11
21	17	5
22	6	2
23	9	3
24	6	2
25	8	2
26	5	2
27	5	2
28	3	1
29	2	1
30	1	0
31	3	1
32	1	0
33	2	1
34	1	0
35	0	0
36	2	1
37	0	0

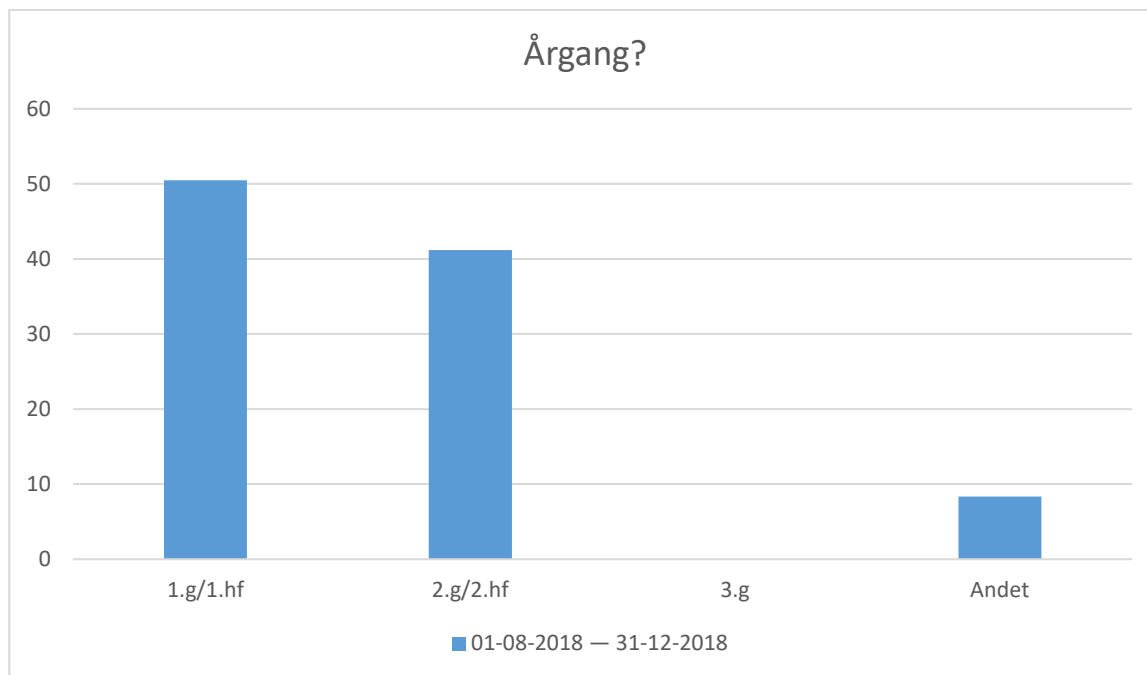
38	0	0
39	0	0
40	0	0
41	1	0
42	2	1
43	0	0
44	0	0
45	0	0
46	0	0
47	0	0
48	0	0
49	1	0
50	2	1
51	0	0
52	0	0
53	0	0
54	0	0
55	0	0
56	0	0
57	0	0
58	0	0
59	0	0
60	0	0
Total	323	-

Afsnit B



01-08-2018 — 31-12-2018; Gennemsnit og spredning kan ikke beregnes.

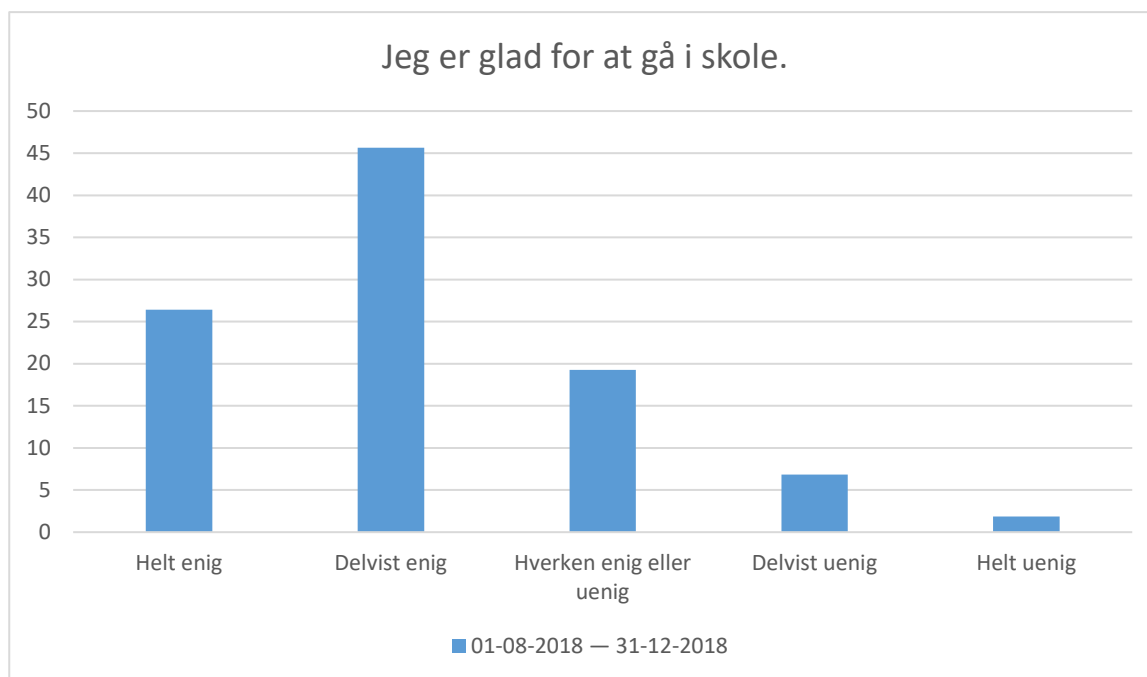
Svarmulighed	01-08-2018 — 31-12-2018: Antal	01-08-2018 — 31-12-2018: Andel (%)
Stx	0	0
Hf	283	88
Hhx	0	0
Htx	0	0
2-årig stx	0	0
2-årig hhx	0	0
Hf-enkeltfag	40	12
Total	323	-



01-08-2018 — 31-12-2018; Gennemsnit og spredning kan ikke beregnes.

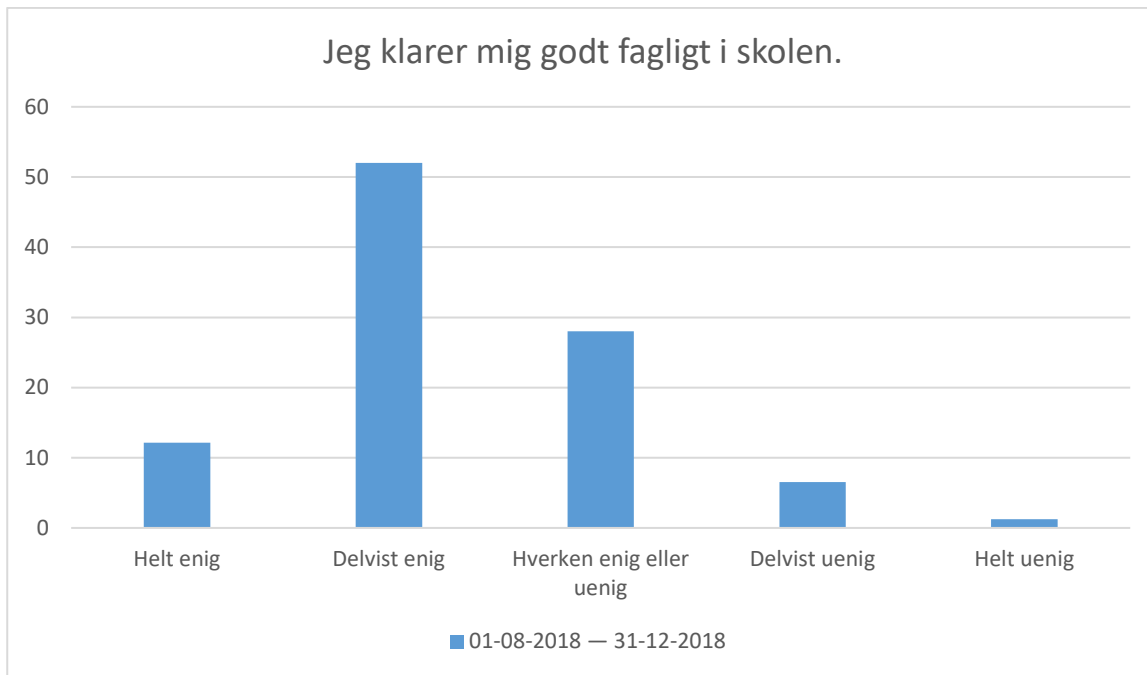
Svarmulighed	01-08-2018 — 31-12-2018: Antal	01-08-2018 — 31-12-2018: Andel (%)
1.g/1.hf	163	50
2.g/2.hf	133	41
3.g	0	0
Andet	27	8
Total	323	-

Afsnit C



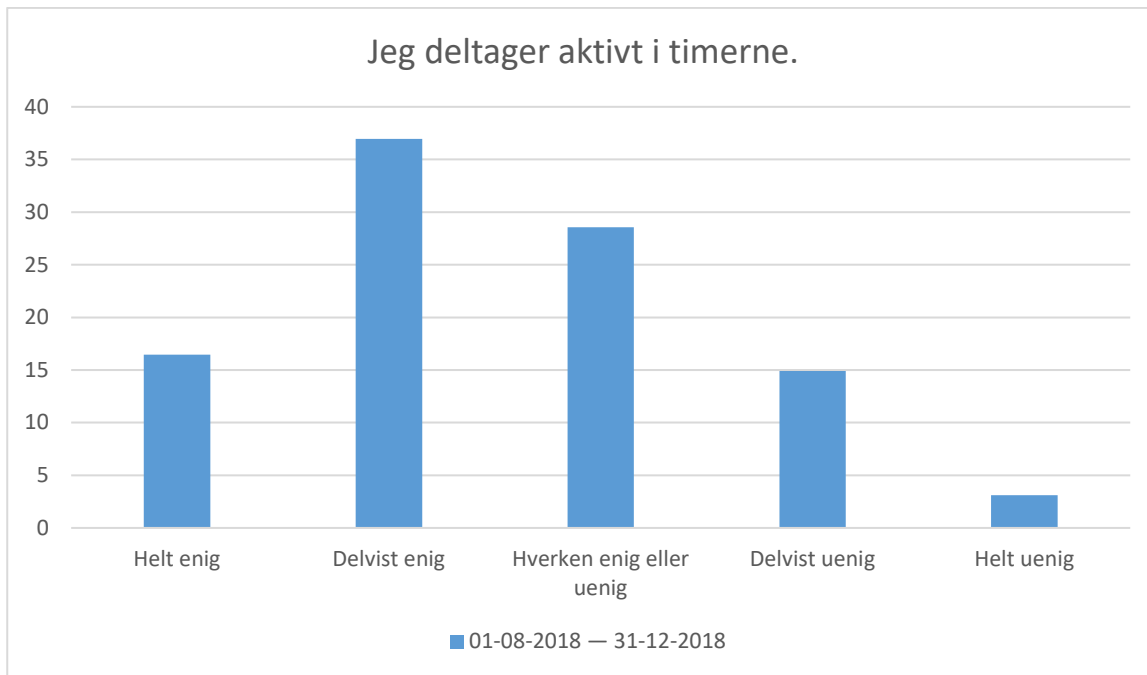
01-08-2018 — 31-12-2018; Gennemsnit: 3,9, spredning: 0,9

Svarmulighed	01-08-2018 — 31-12-2018: Antal	01-08-2018 — 31-12-2018: Andel (%)
Helt enig	85	26
Delvist enig	147	46
Hverken enig eller uenig	62	19
Delvist uenig	22	7
Helt uenig	6	2
Total	322	-



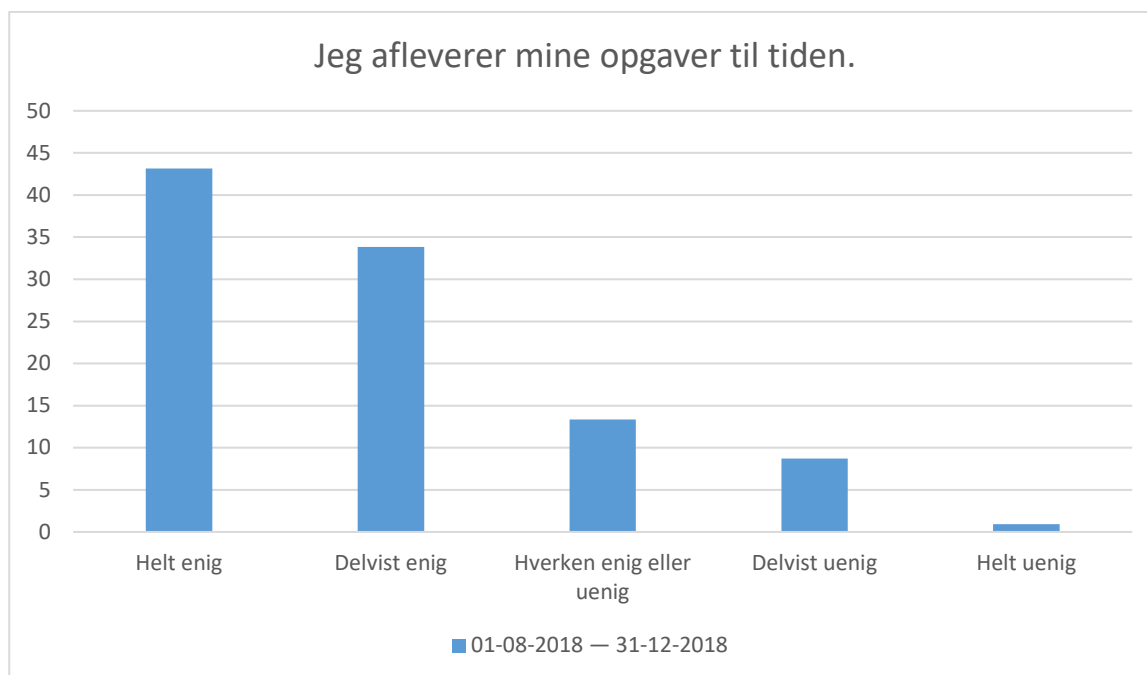
01-08-2018 — 31-12-2018; Gennemsnit: 3,7, spredning: 0,8

Svarmulighed	01-08-2018 — 31-12-2018: Antal	01-08-2018 — 31-12-2018: Andel (%)
Helt enig	39	12
Deltvist enig	167	52
Hverken enig eller uenig	90	28
Deltvist uenig	21	7
Helt uenig	4	1
Total	321	-



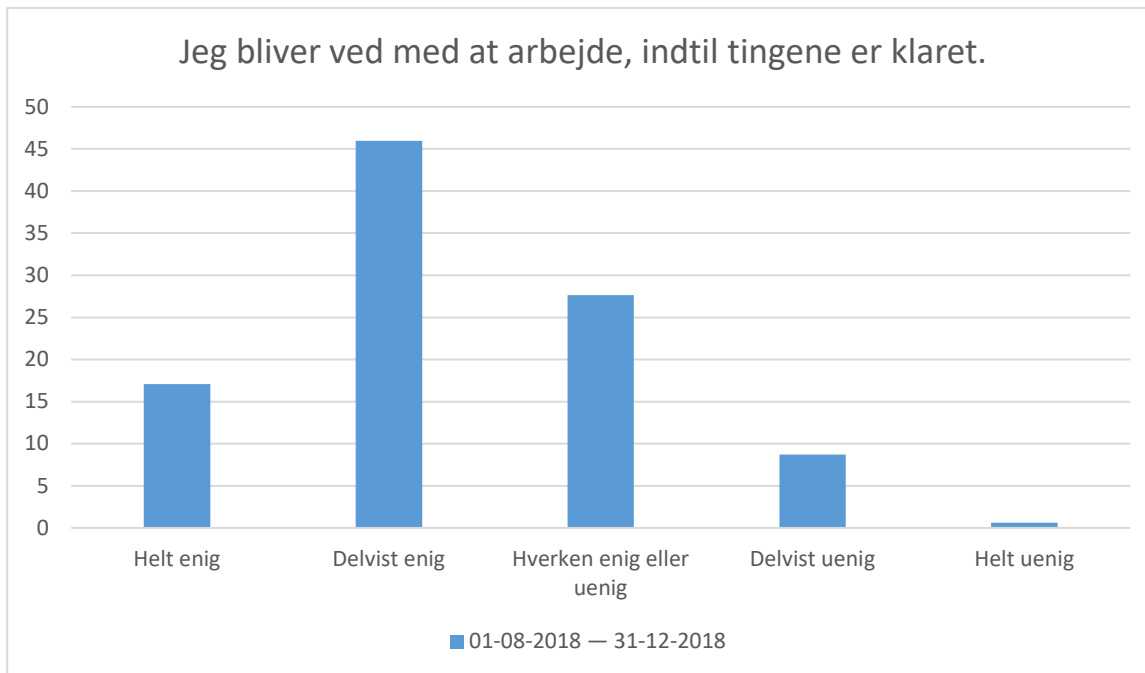
01-08-2018 — 31-12-2018; Gennemsnit: 3,5, spredning: 1

Svarmulighed	01-08-2018 — 31-12-2018: Antal		01-08-2018 — 31-12-2018: Andel (%)	
Helt enig		53		16
Delvist enig		119		37
Hverken enig eller uenig		92		29
Delvist uenig		48		15
Helt uenig		10		3
Total		322		-



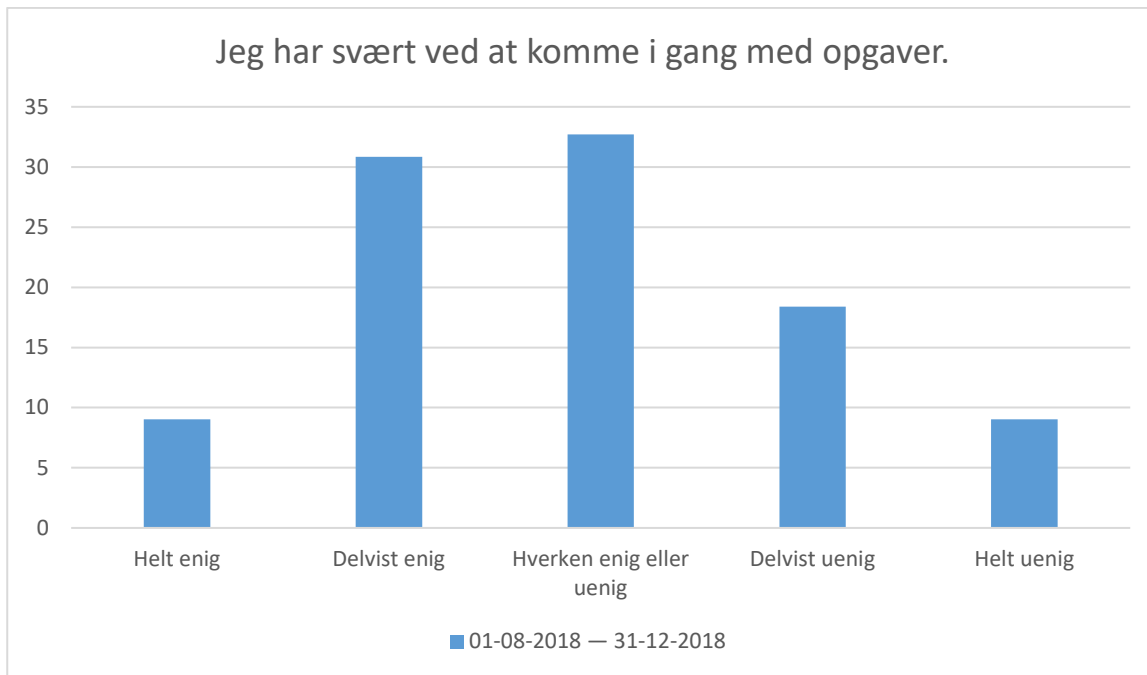
01-08-2018 — 31-12-2018; Gennemsnit: 4,1, spredning: 1

Svarmulighed	01-08-2018 — 31-12-2018: Antal		01-08-2018 — 31-12-2018: Andel (%)	
Helt enig	139		43	
Delvist enig	109		34	
Hverken enig eller uenig	43		13	
Delvist uenig	28		9	
Helt uenig	3		1	
Total	322		-	



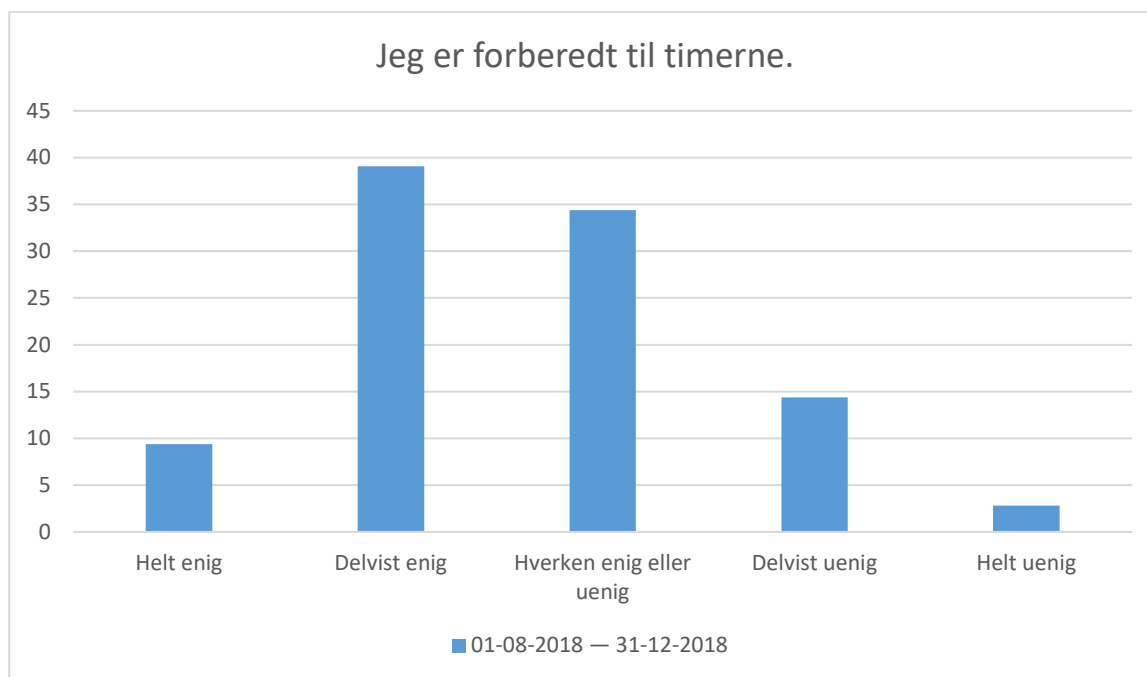
01-08-2018 — 31-12-2018; Gennemsnit: 3,7, spredning: 0,9

Svarmulighed	01-08-2018 — 31-12-2018: Antal	01-08-2018 — 31-12-2018: Andel (%)
Helt enig	55	17
Delvist enig	148	46
Hverken enig eller uenig	89	28
Delvist uenig	28	9
Helt uenig	2	1
Total	322	-



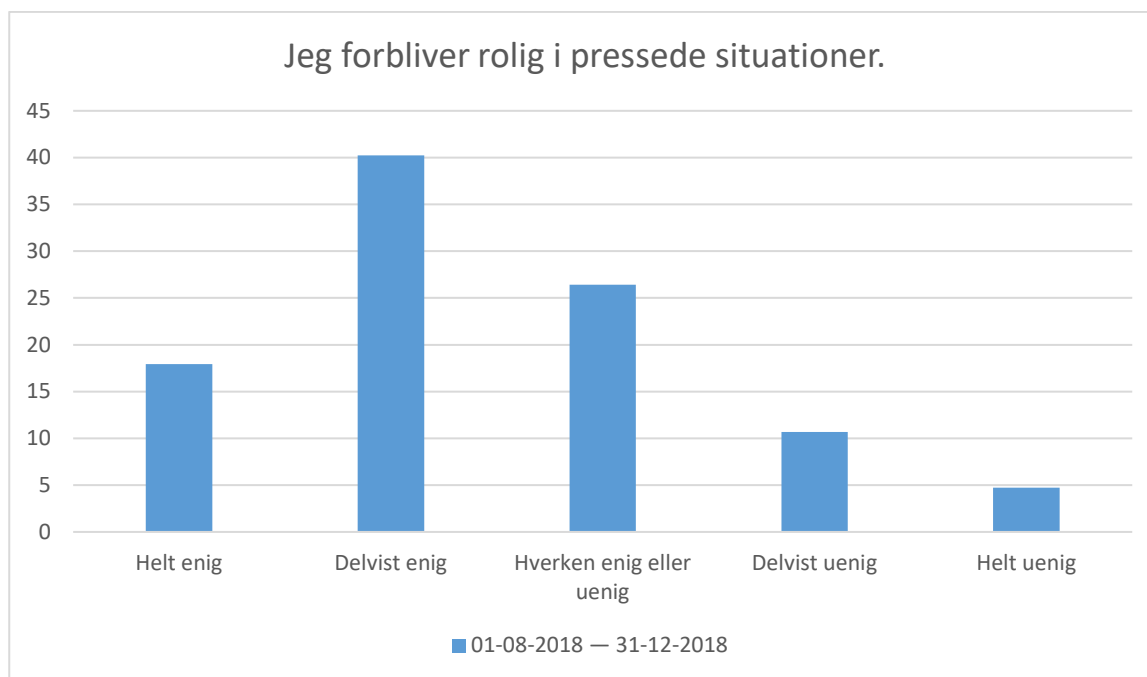
01-08-2018 — 31-12-2018; Gennemsnit: 3,1, spredning: 1,1

Svarmulighed	01-08-2018 — 31-12-2018: Antal		01-08-2018 — 31-12-2018: Andel (%)	
Helt enig	29	99	9	31
Delvist enig	99	105	31	33
Hverken enig eller uenig	105	59	33	18
Delvist uenig	59	29	18	9
Helt uenig	29	321	9	-
Total	321			



01-08-2018 — 31-12-2018; Gennemsnit: 3,4, spredning: 0,9

Svarmulighed	01-08-2018 — 31-12-2018: Antal	01-08-2018 — 31-12-2018: Andel (%)
Helt enig	30	9
Delvist enig	125	39
Hverken enig eller uenig	110	34
Delvist uenig	46	14
Helt uenig	9	3
Total	320	-



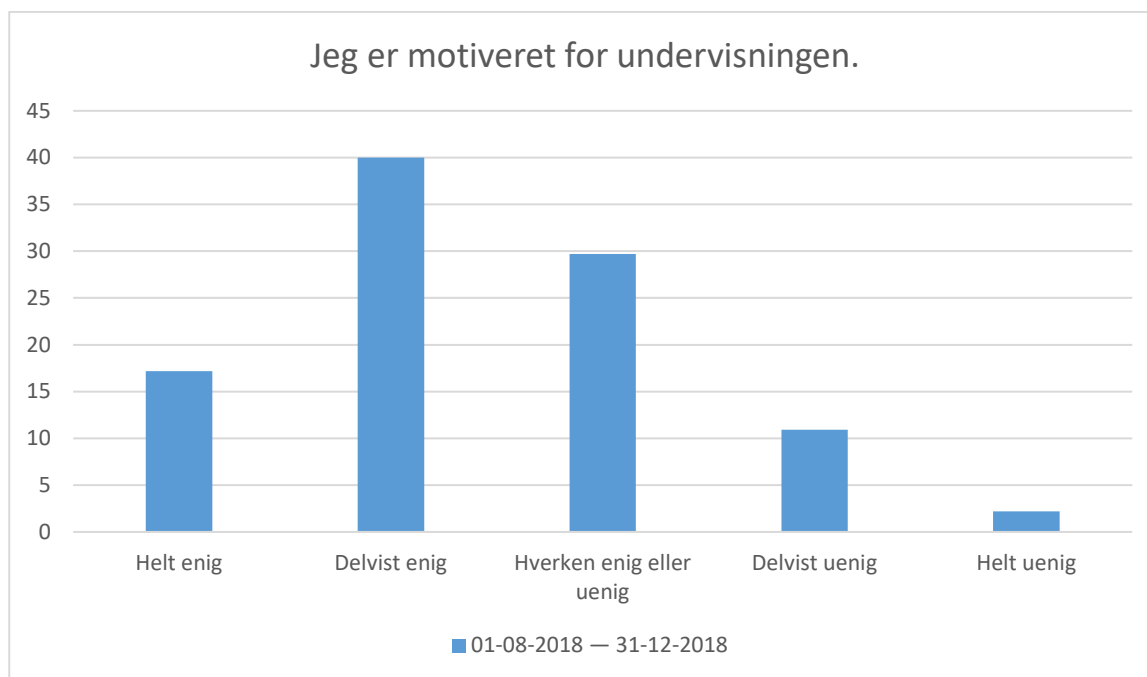
01-08-2018 — 31-12-2018; Gennemsnit: 3,6, spredning: 1,1

Svarmulighed	01-08-2018 — 31-12-2018: Antal	01-08-2018 — 31-12-2018: Andel (%)
Helt enig	57	18
Delvist enig	128	40
Hverken enig eller uenig	84	26
Delvist uenig	34	11
Helt uenig	15	5
Total	318	-



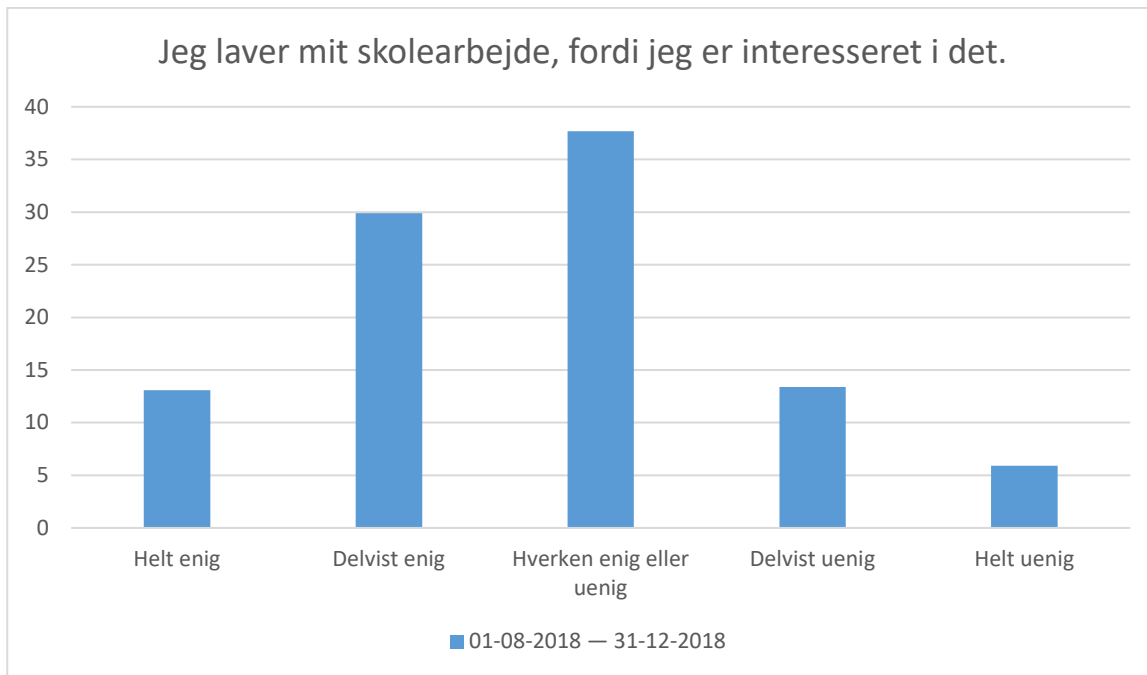
01-08-2018 — 31-12-2018; Gennemsnit: 4,1, spredning: 0,8

Svarmulighed	01-08-2018 — 31-12-2018: Antal		01-08-2018 — 31-12-2018: Andel (%)	
Helt enig	107	33	33	33
Delvist enig	137	43	43	43
Hverken enig eller uenig	69	22	22	22
Delvist uenig	5	2	2	2
Helt uenig	2	1	1	1
Total	320	-	-	-



01-08-2018 — 31-12-2018; Gennemsnit: 3,6, spredning: 1

Svarmulighed	01-08-2018 — 31-12-2018: Antal	01-08-2018 — 31-12-2018: Andel (%)
Helt enig	55	17
Delvist enig	128	40
Hverken enig eller uenig	95	30
Delvist uenig	35	11
Helt uenig	7	2
Total	320	-



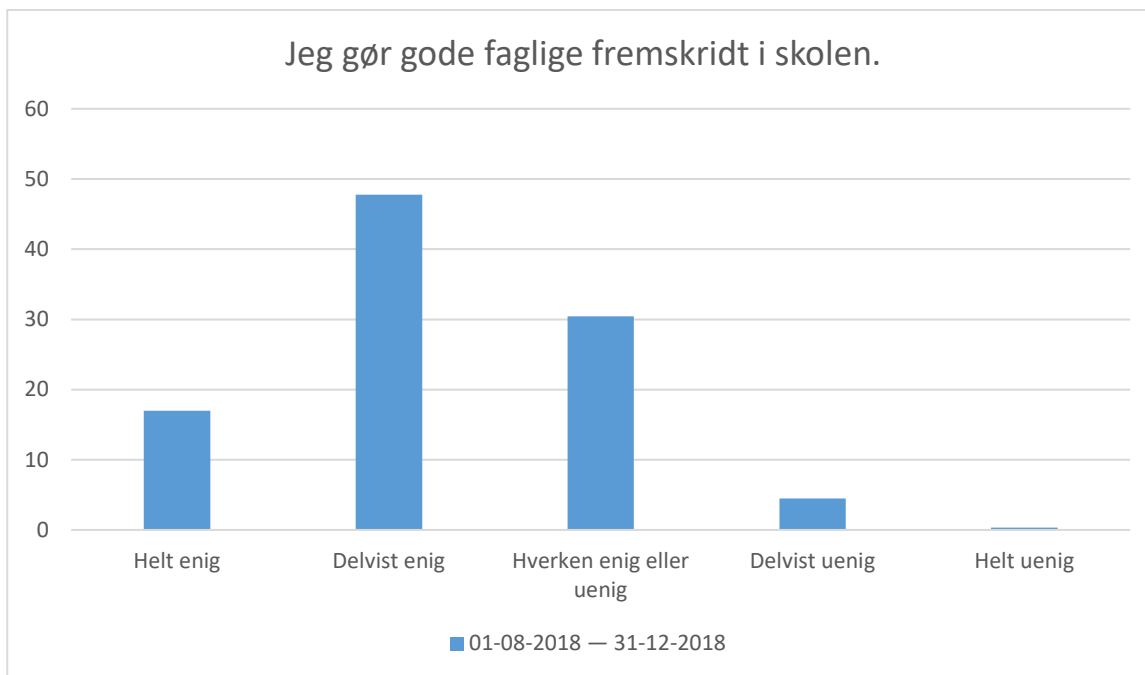
01-08-2018 — 31-12-2018; Gennemsnit: 3,3, spredning: 1

Svarmulighed	01-08-2018 — 31-12-2018: Antal	01-08-2018 — 31-12-2018: Andel (%)
Helt enig	42	13
Delvist enig	96	30
Hverken enig eller uenig	121	38
Delvist uenig	43	13
Helt uenig	19	6
Total	321	-



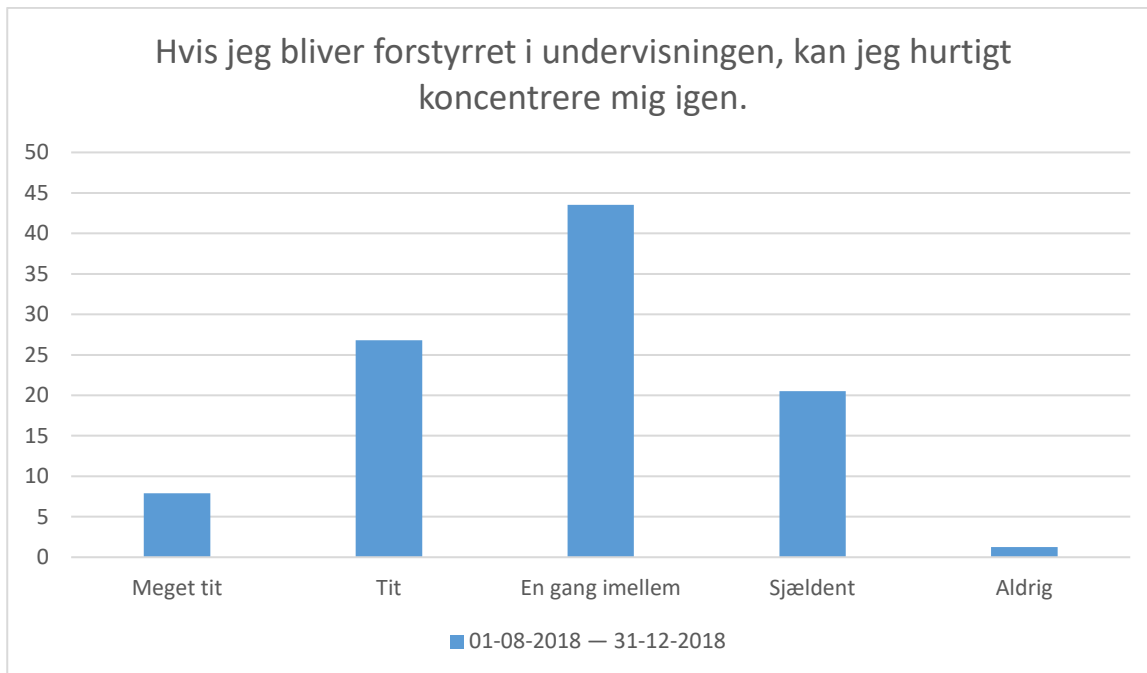
01-08-2018 — 31-12-2018; Gennemsnit: 3,7, spredning: 1,2

Svarmulighed	01-08-2018 — 31-12-2018: Antal		01-08-2018 — 31-12-2018: Andel (%)	
Helt enig	102	32	32	
Delvist enig	99	31	31	
Hverken enig eller uenig	72	23	23	
Delvist uenig	25	8	8	
Helt uenig	22	7	7	
Total	320	-	-	-



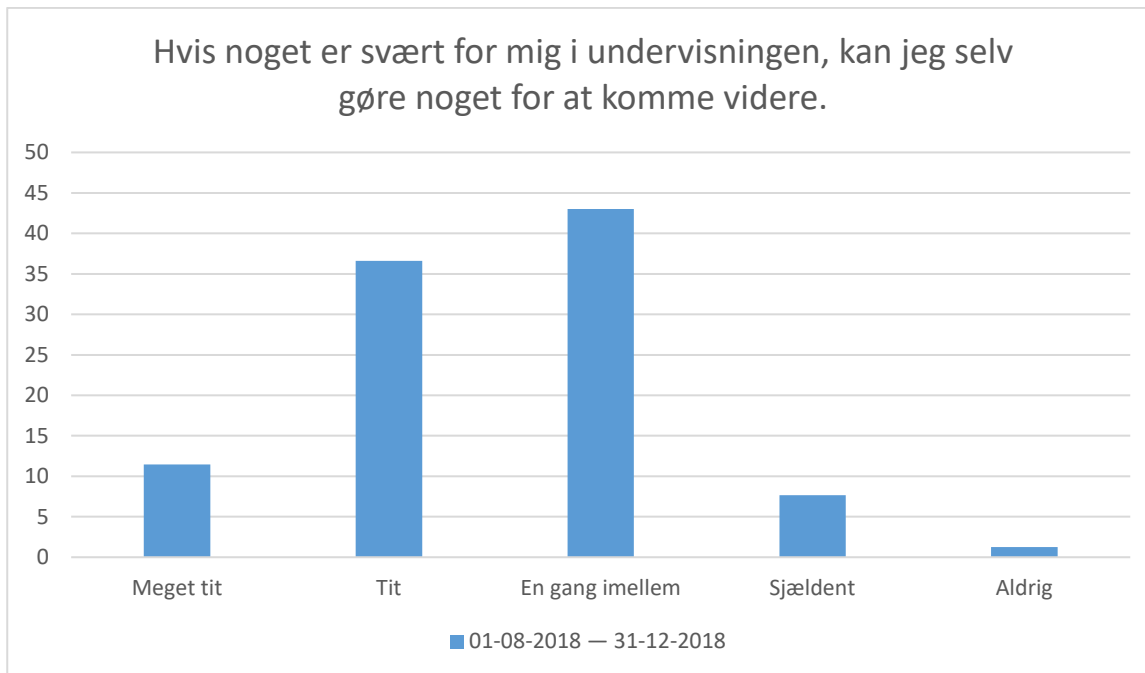
01-08-2018 — 31-12-2018; Gennemsnit: 3,8, spredning: 0,8

Svarmulighed	01-08-2018 — 31-12-2018: Antal	01-08-2018 — 31-12-2018: Andel (%)
Helt enig	53	17
Deltvist enig	149	48
Hverken enig eller uenig	95	30
Deltvist uenig	14	4
Helt uenig	1	0
Total	312	-



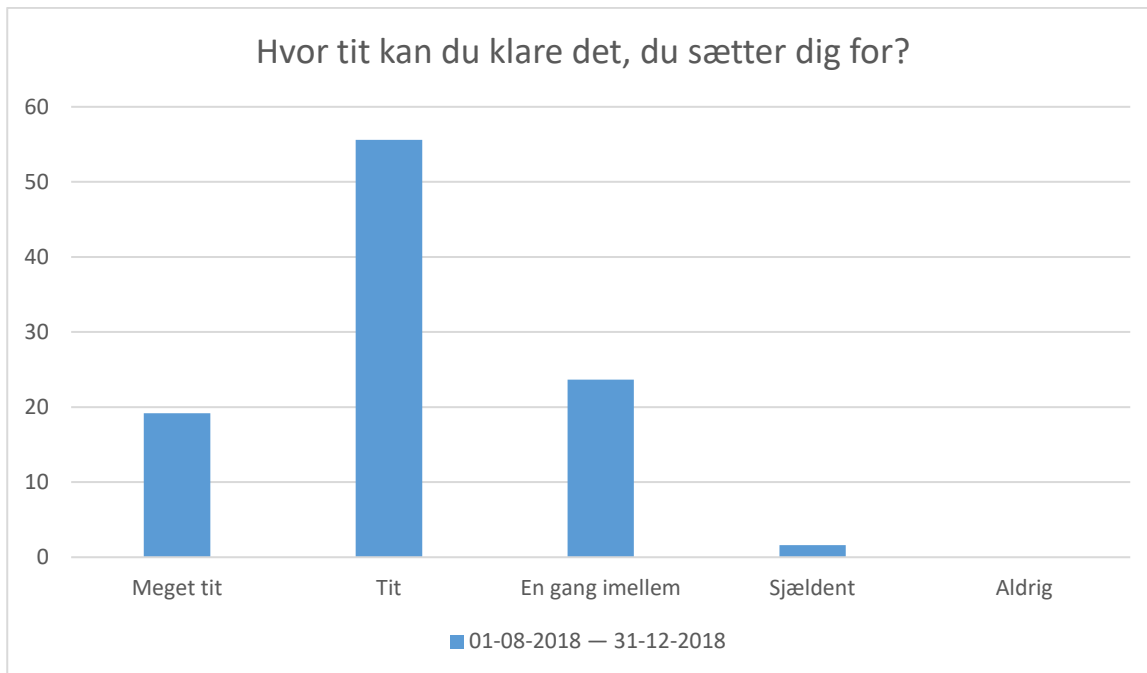
01-08-2018 — 31-12-2018; Gennemsnit: 3,2, spredning: 0,9

Svarmulighed	01-08-2018 — 31-12-2018: Antal	01-08-2018 — 31-12-2018: Andel (%)
Meget tit	25	8
Tit	85	27
En gang imellem	138	44
Sjældent	65	21
Aldrig	4	1
Total	317	-



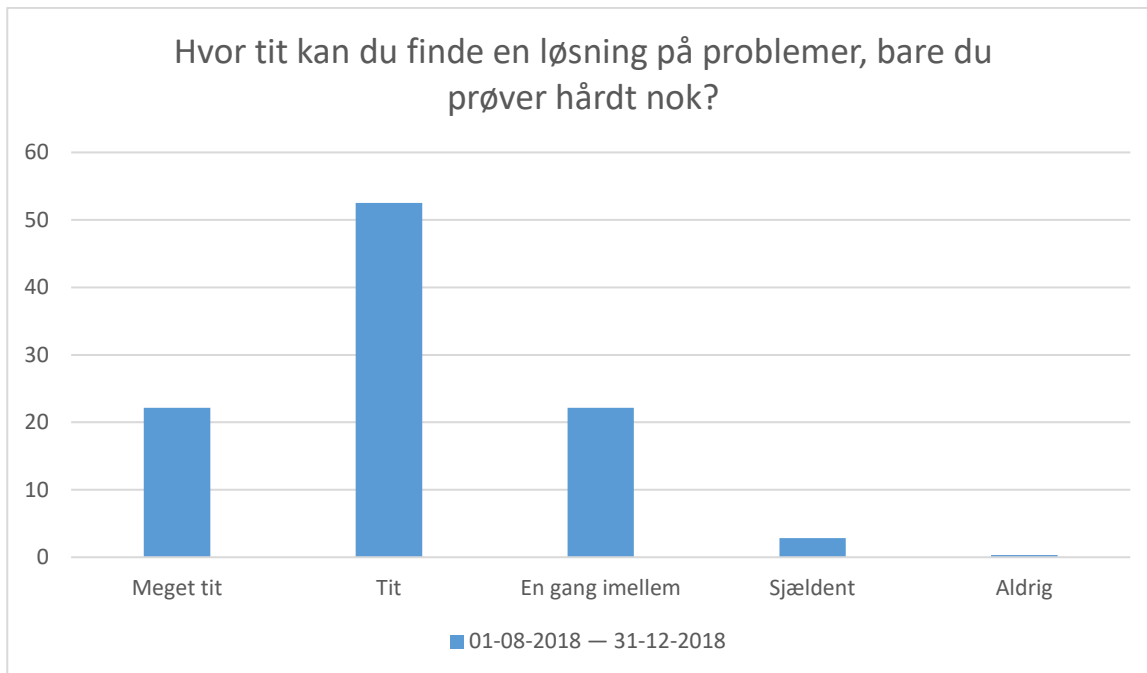
01-08-2018 — 31-12-2018; Gennemsnit: 3,5, spredning: 0,8

Svarmulighed	01-08-2018 — 31-12-2018: Antal	01-08-2018 — 31-12-2018: Andel (%)
Meget tit	36	11
Tit	115	37
En gang imellem	135	43
Sjældent	24	8
Aldrig	4	1
Total	314	-



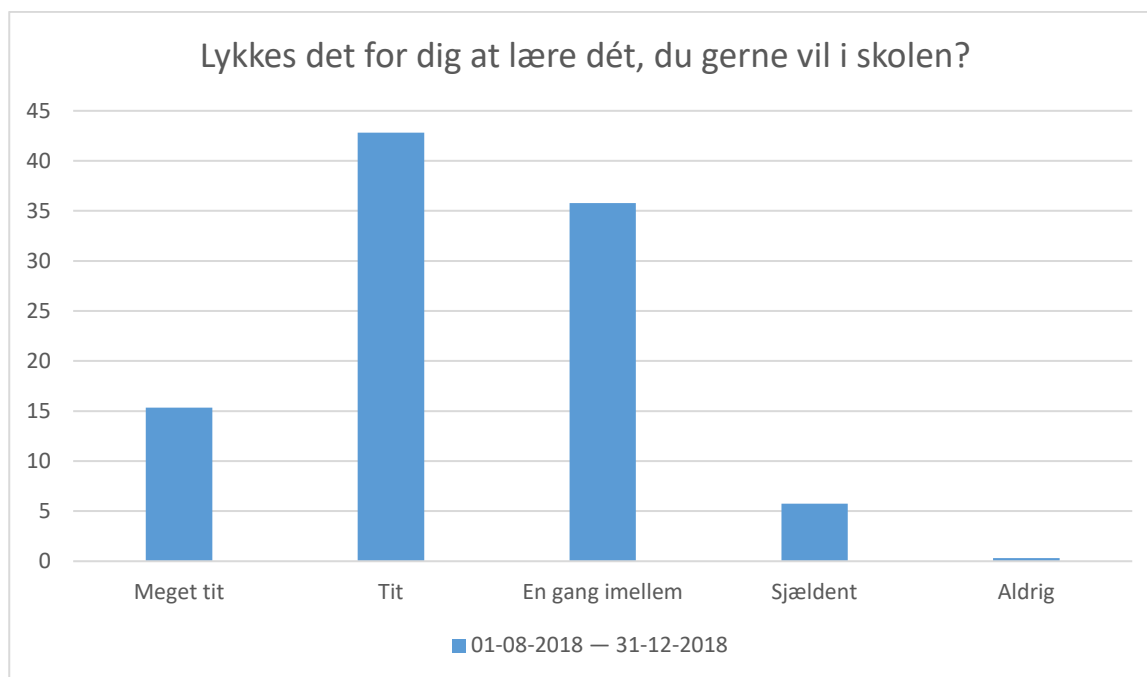
01-08-2018 — 31-12-2018; Gennemsnit: 3,9, spredning: 0,7

Svarmulighed	01-08-2018 — 31-12-2018: Antal	01-08-2018 — 31-12-2018: Andel (%)
Meget tit	60	19
Tit	174	56
En gang imellem	74	24
Sjældent	5	2
Aldrig	0	0
Total	313	-



01-08-2018 — 31-12-2018; Gennemsnit: 3,9, spredning: 0,8

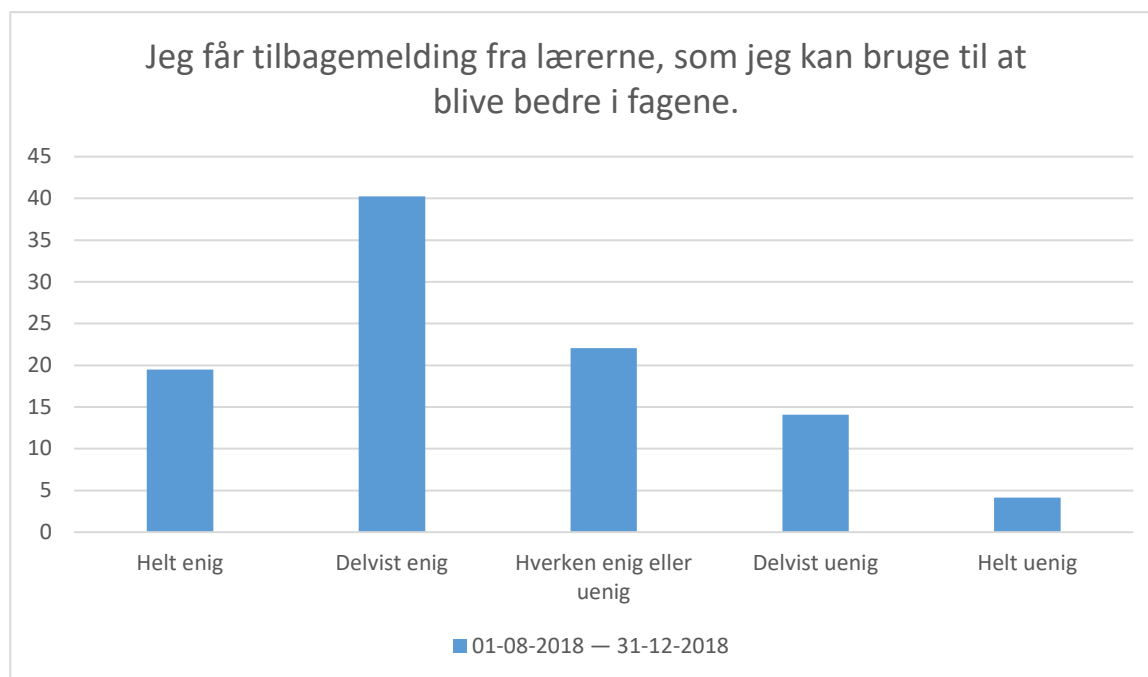
Svarmulighed	01-08-2018 — 31-12-2018: Antal	01-08-2018 — 31-12-2018: Andel (%)
Meget tit	70	22
Tit	166	53
En gang imellem	70	22
Sjældent	9	3
Aldrig	1	0
Total	316	-



01-08-2018 — 31-12-2018; Gennemsnit: 3,7, spredning: 0,8

Svarmulighed	01-08-2018 — 31-12-2018: Antal		01-08-2018 — 31-12-2018: Andel (%)	
Meget tit		48		15
Tit		134		43
En gang imellem		112		36
Sjældent		18		6
Aldrig		1		0
Total		313		-

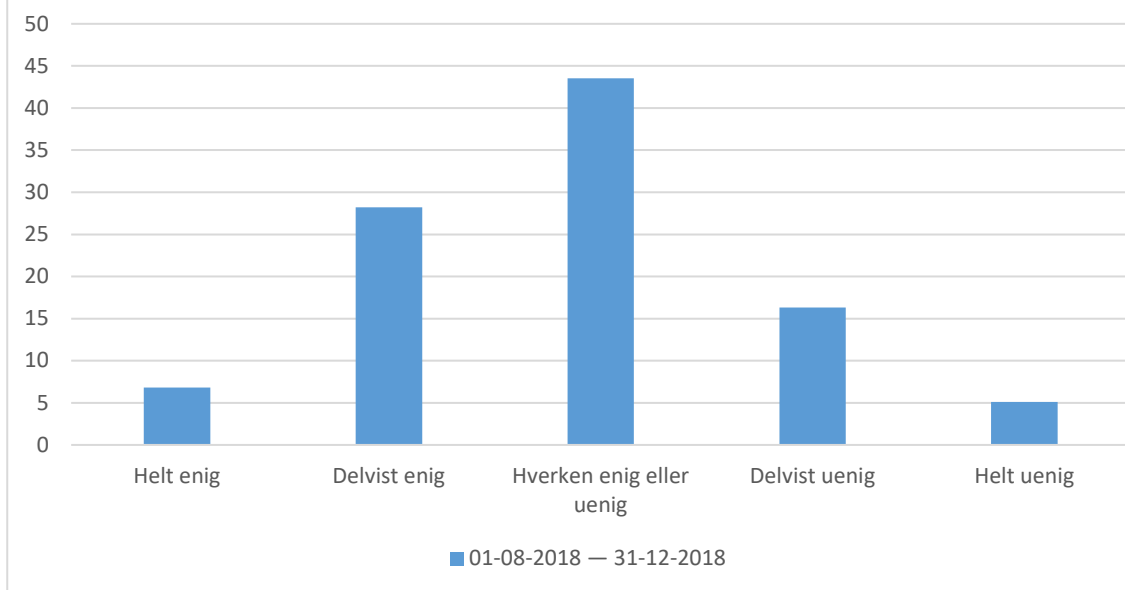
Afsnit D



01-08-2018 — 31-12-2018; Gennemsnit: 3,6, spredning: 1,1

Svarmulighed	01-08-2018 — 31-12-2018: Antal	01-08-2018 — 31-12-2018: Andel (%)
Helt enig	61	19
Delvist enig	126	40
Hverken enig eller uenig	69	22
Delvist uenig	44	14
Helt uenig	13	4
Total	313	-

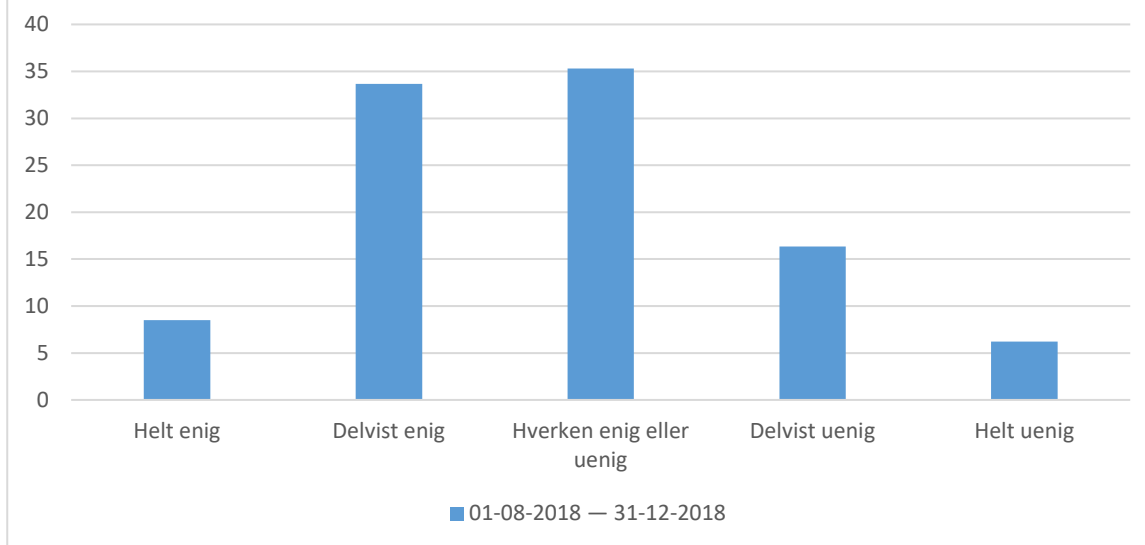
Jeg har indflydelse på undervisningen.



01-08-2018 — 31-12-2018; Gennemsnit: 3,2, spredning: 0,9

Svarmulighed	01-08-2018 — 31-12-2018: Antal	01-08-2018 — 31-12-2018: Andel (%)
Helt enig	20	7
Delvist enig	83	28
Hverken enig eller uenig	128	44
Delvist uenig	48	16
Helt uenig	15	5
Total	294	-

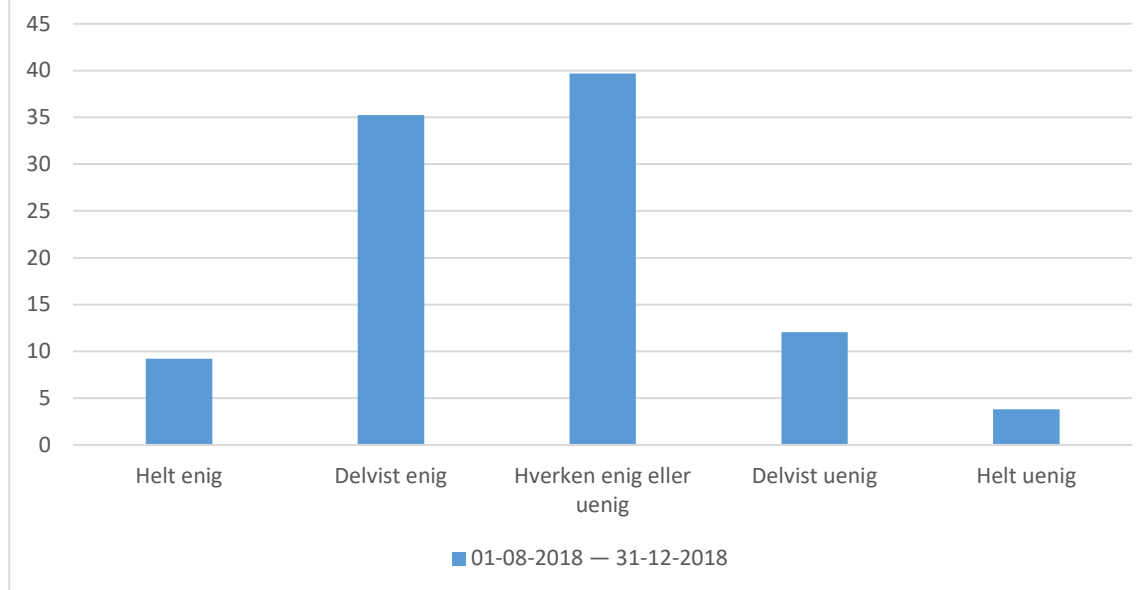
Lærerne sørger for, at elevernes ideer bliver brugt i undervisningen.



01-08-2018 — 31-12-2018; Gennemsnit: 3,2, spredning: 1

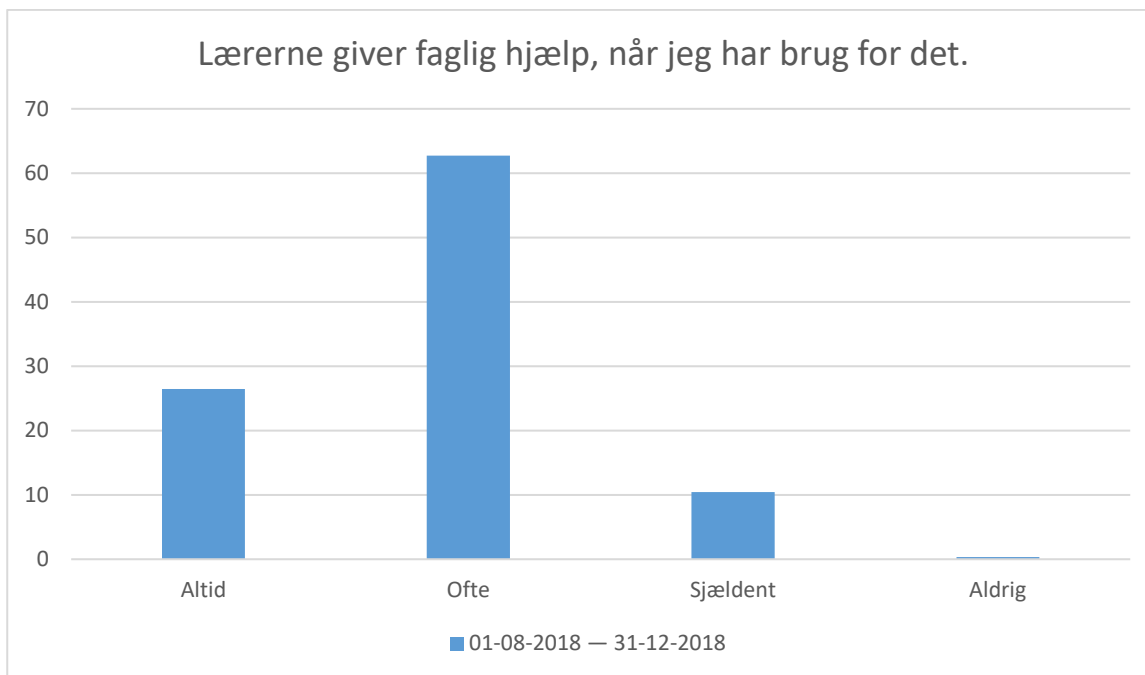
Svarmulighed	01-08-2018 — 31-12-2018: Antal	01-08-2018 — 31-12-2018: Andel (%)
Helt enig	26	8
Delvist enig	103	34
Hverken enig eller uenig	108	35
Delvist uenig	50	16
Helt uenig	19	6
Total	306	-

Undervisningen motiverer mig til at lære nyt.



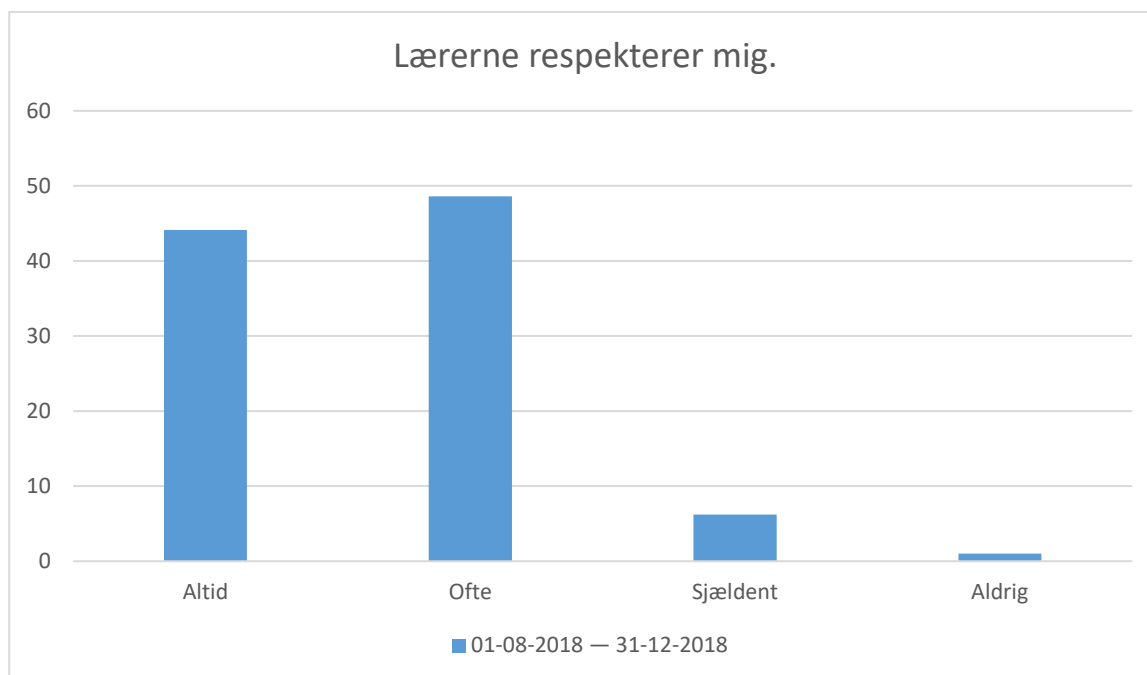
01-08-2018 — 31-12-2018; Gennemsnit: 3,3, spredning: 0,9

Svarmulighed	01-08-2018 — 31-12-2018: Antal	01-08-2018 — 31-12-2018: Andel (%)
Helt enig	29	9
Delvist enig	111	35
Hverken enig eller uenig	125	40
Delvist uenig	38	12
Helt uenig	12	4
Total	315	-



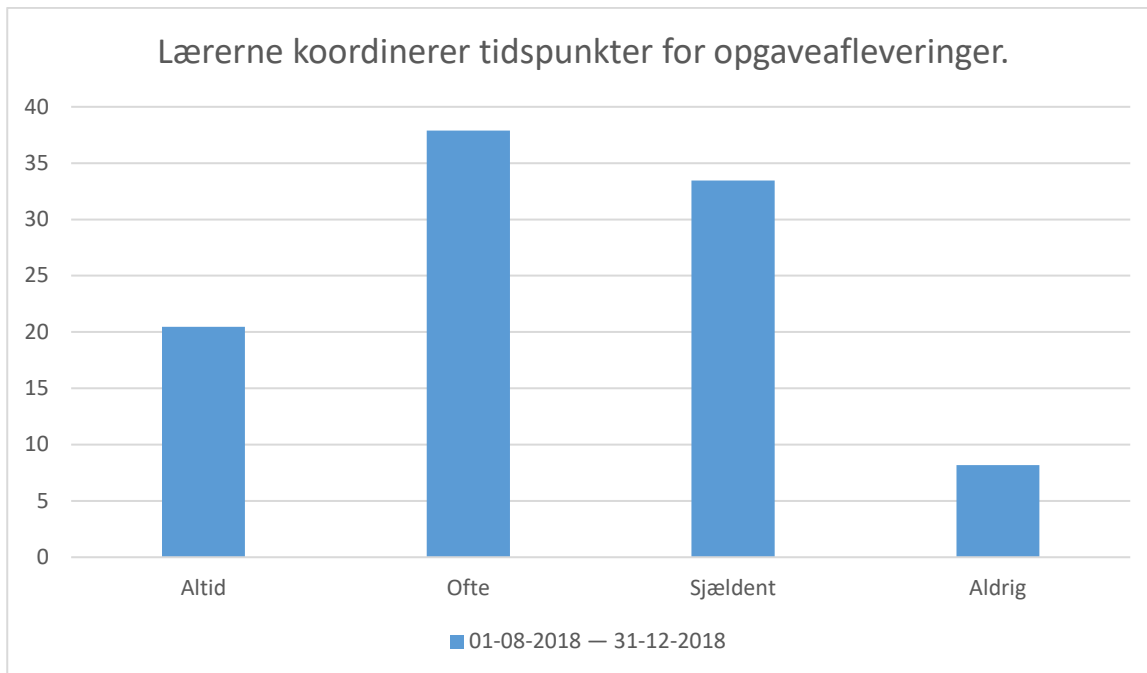
01-08-2018 — 31-12-2018; Gennemsnit: 3,2, spredning: 0,6

Svarmulighed	01-08-2018 — 31-12-2018: Antal	01-08-2018 — 31-12-2018: Andel (%)
Altid	81	26
Ofte	192	63
Sjældent	32	10
Aldrig	1	0
Total	306	-



01-08-2018 — 31-12-2018; Gennemsnit: 3,4, spredning: 0,6

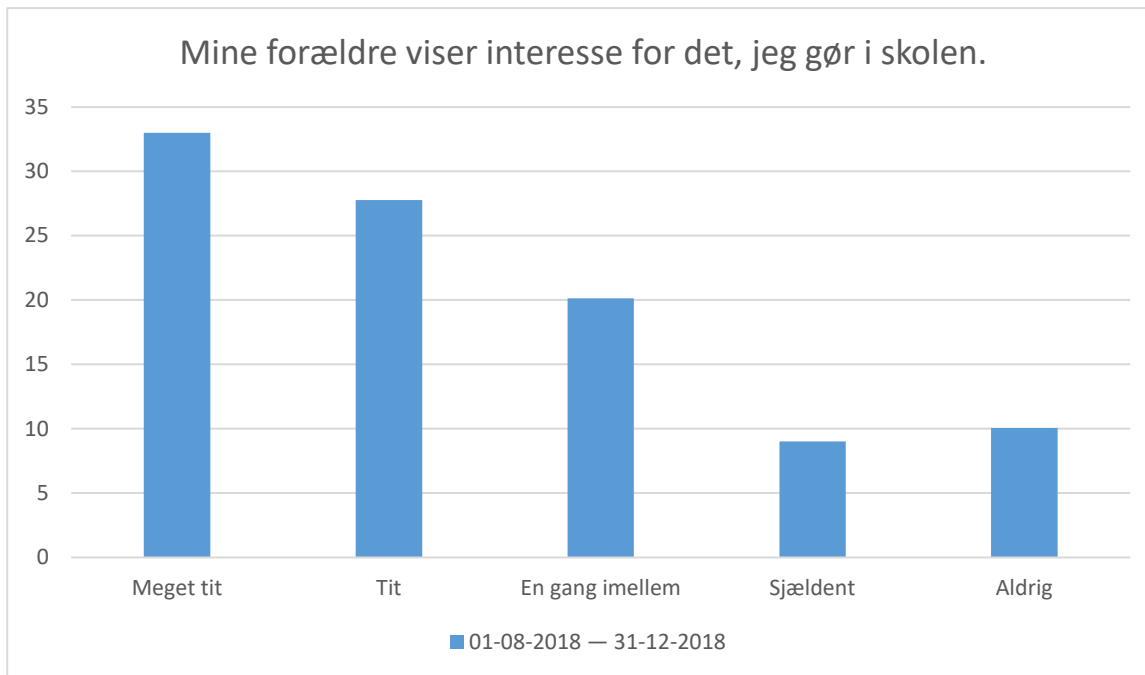
Svarmulighed	01-08-2018 — 31-12-2018: Antal	01-08-2018 — 31-12-2018: Andel (%)
Altid	128	44
Ofte	141	49
Sjældent	18	6
Aldrig	3	1
Total	290	-



01-08-2018 — 31-12-2018; Gennemsnit: 2,7, spredning: 0,9

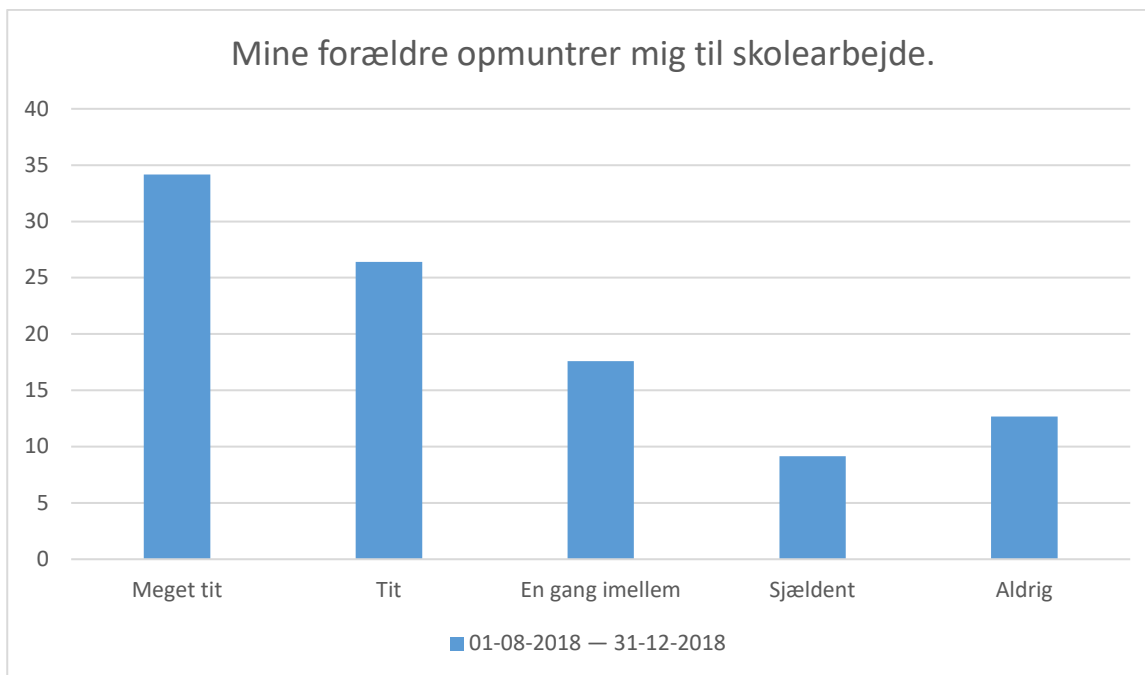
Svarmulighed	01-08-2018 — 31-12-2018: Antal	01-08-2018 — 31-12-2018: Andel (%)
Altid	60	20
Ofte	111	38
Sjældent	98	33
Aldrig	24	8
Total	293	-

Afsnit E



01-08-2018 — 31-12-2018; Gennemsnit: 3,6, spredning: 1,3

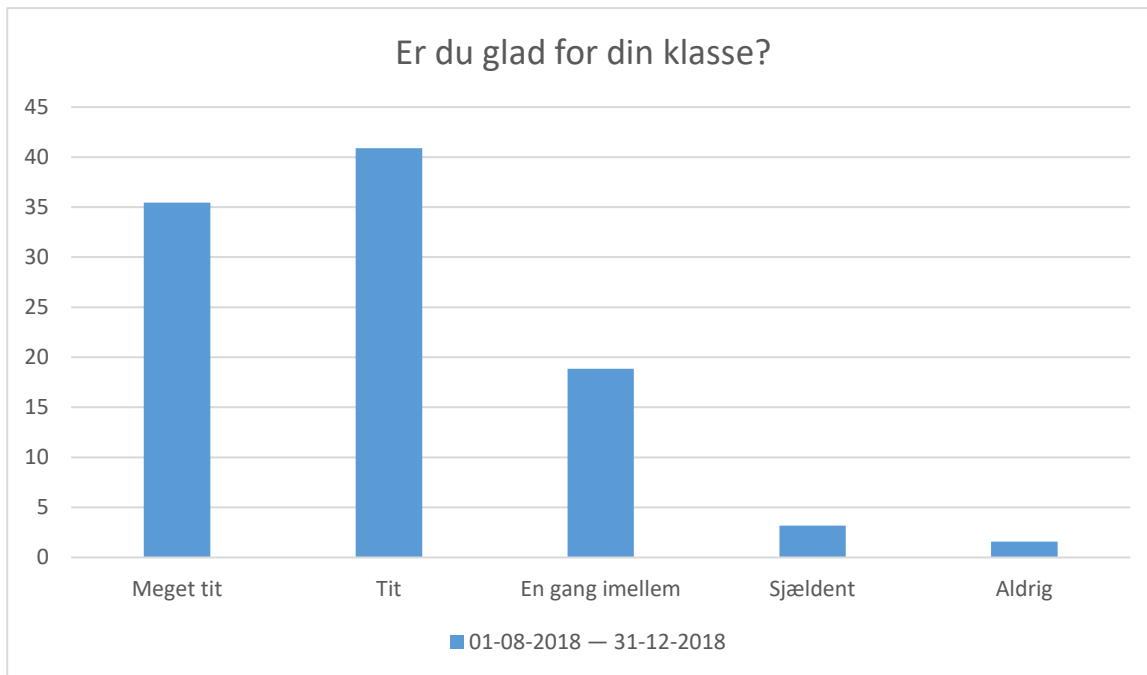
Svarmulighed	01-08-2018 — 31-12-2018: Antal	01-08-2018 — 31-12-2018: Andel (%)
Meget tit	95	33
Tit	80	28
En gang imellem	58	20
Sjældent	26	9
Aldrig	29	10
Total	288	-



01-08-2018 — 31-12-2018; Gennemsnit: 3,6, spredning: 1,4

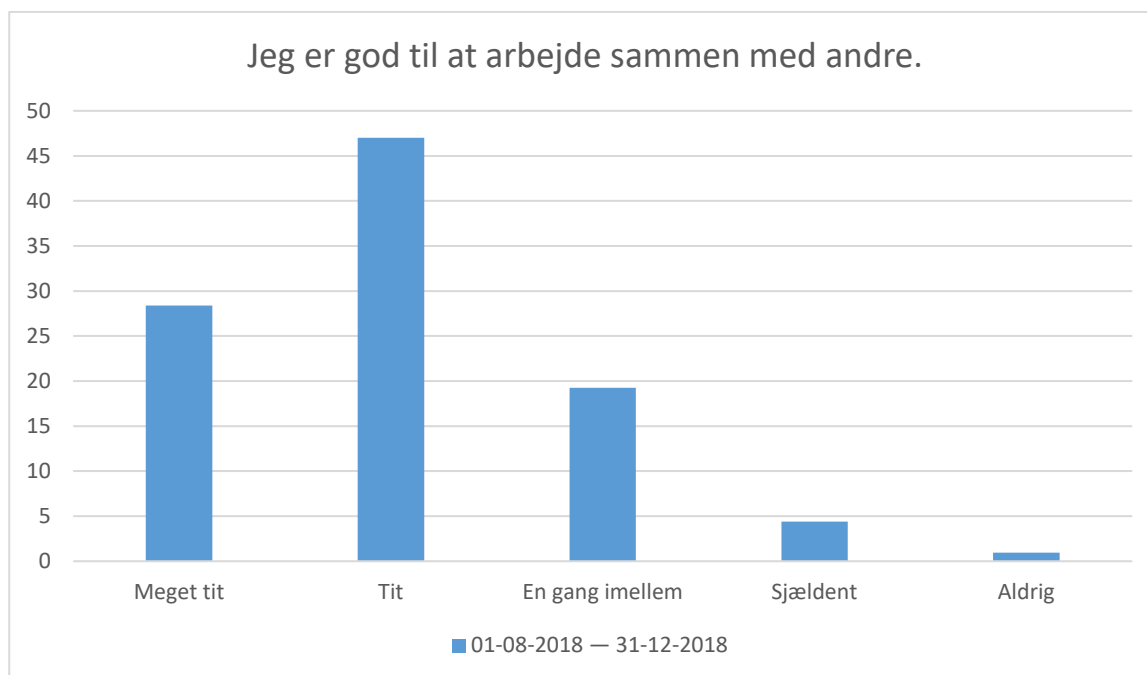
Svarmulighed	01-08-2018 — 31-12-2018: Antal	01-08-2018 — 31-12-2018: Andel (%)
Meget tit	97	34
Tit	75	26
En gang imellem	50	18
Sjældent	26	9
Aldrig	36	13
Total	284	-

Afsnit F



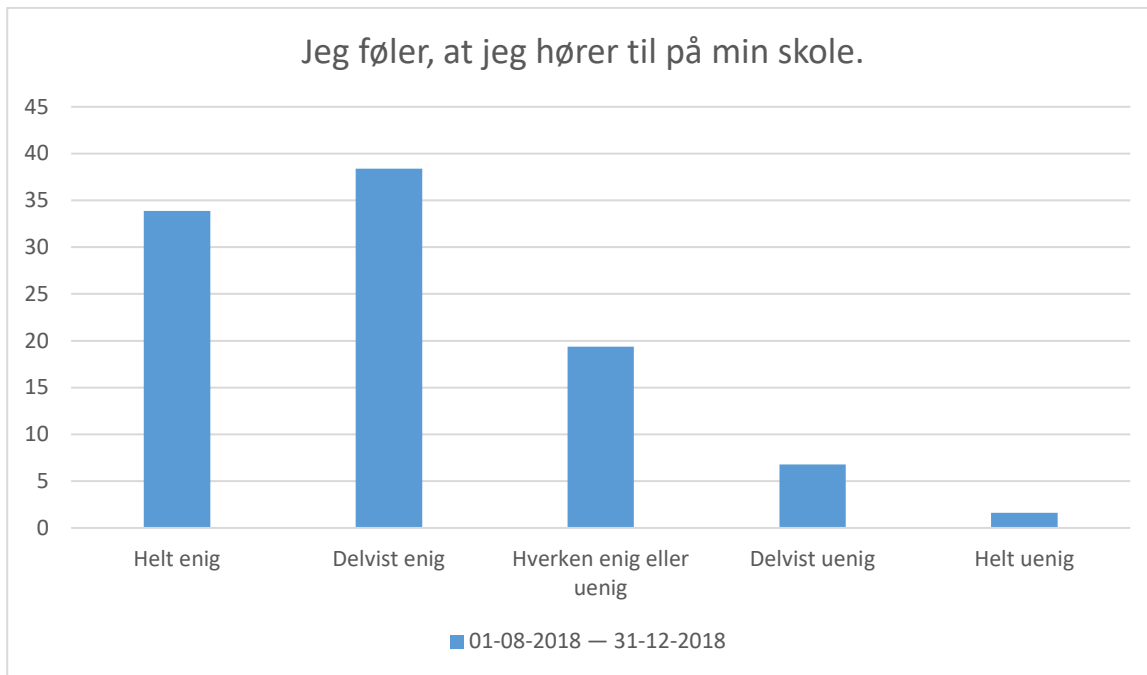
01-08-2018 — 31-12-2018; Gennemsnit: 4,1, spredning: 0,9

Svarmulighed	01-08-2018 — 31-12-2018: Antal	01-08-2018 — 31-12-2018: Andel (%)
Meget tit	111	35
Tit	128	41
En gang imellem	59	19
Sjældent	10	3
Aldrig	5	2
Total	313	-



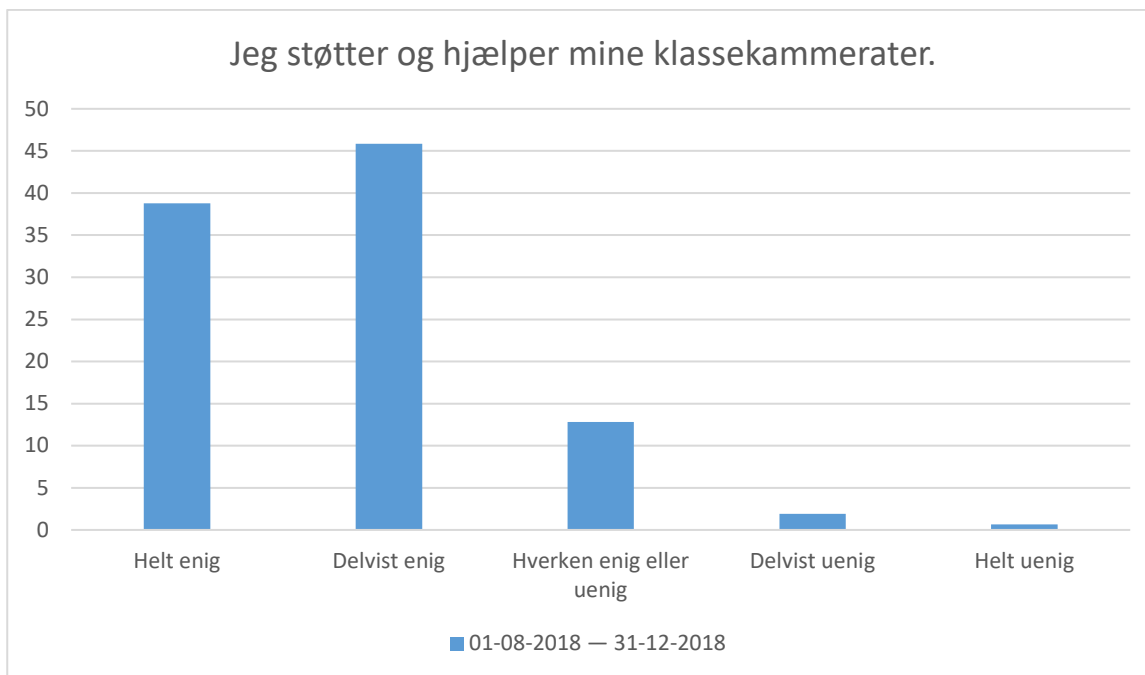
01-08-2018 — 31-12-2018; Gennemsnit: 4, spredning: 0,9

Svarmulighed	01-08-2018 — 31-12-2018: Antal	01-08-2018 — 31-12-2018: Andel (%)
Meget tit	90	28
Tit	149	47
En gang imellem	61	19
Sjældent	14	4
Aldrig	3	1
Total	317	-



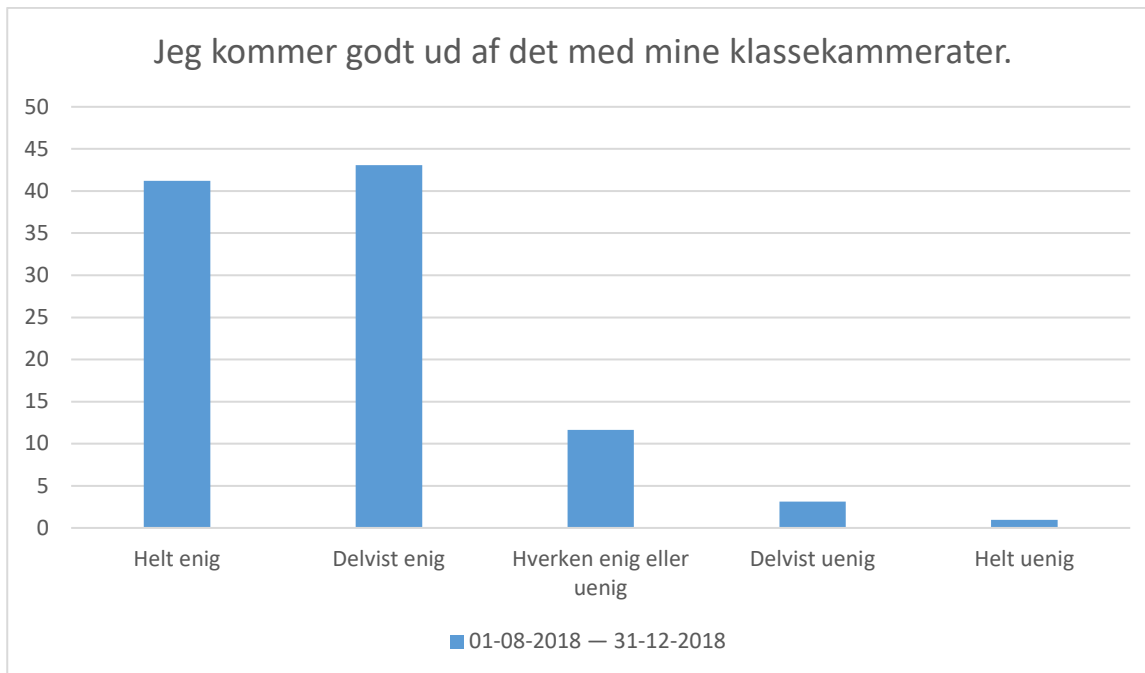
01-08-2018 — 31-12-2018; Gennemsnit: 4, spredning: 1

Svarmulighed	01-08-2018 — 31-12-2018: Antal	01-08-2018 — 31-12-2018: Andel (%)
Helt enig	105	34
Delvist enig	119	38
Hverken enig eller uenig	60	19
Delvist uenig	21	7
Helt uenig	5	2
Total	310	-



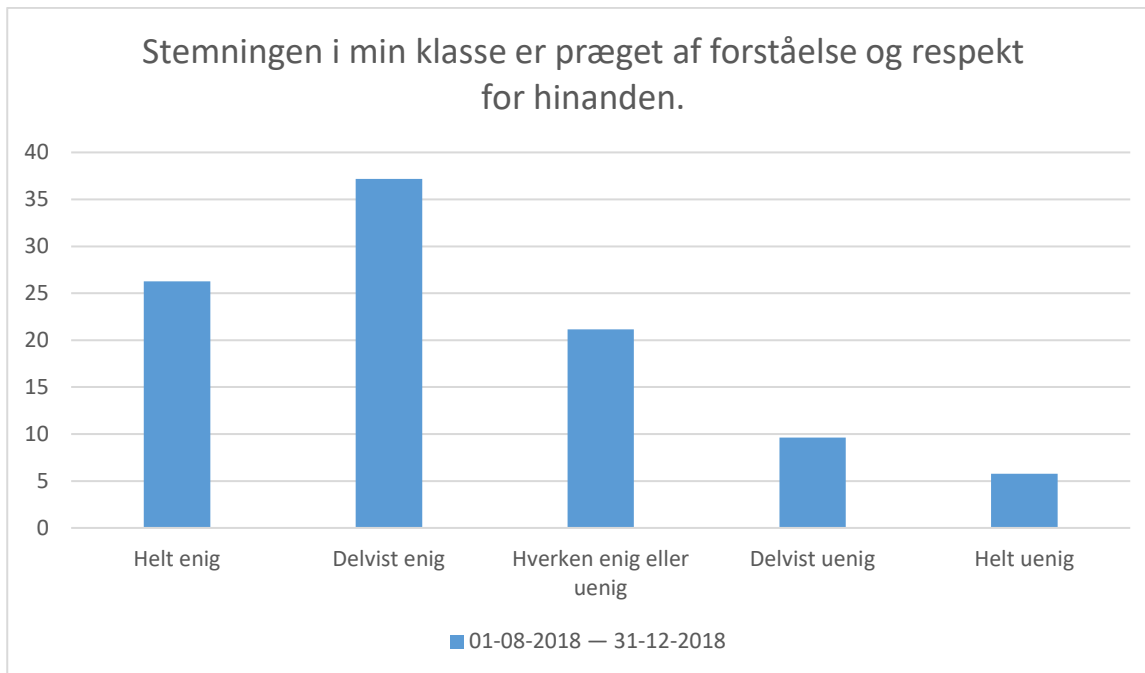
01-08-2018 — 31-12-2018; Gennemsnit: 4,2, spredning: 0,8

Svarmulighed	01-08-2018 — 31-12-2018: Antal		01-08-2018 — 31-12-2018: Andel (%)	
Helt enig	121	143	39	46
Delvist enig	40	6	13	2
Hverken enig eller uenig	2	1	1	1
Delvist uenig	312	-	-	-
Helt uenig				
Total				



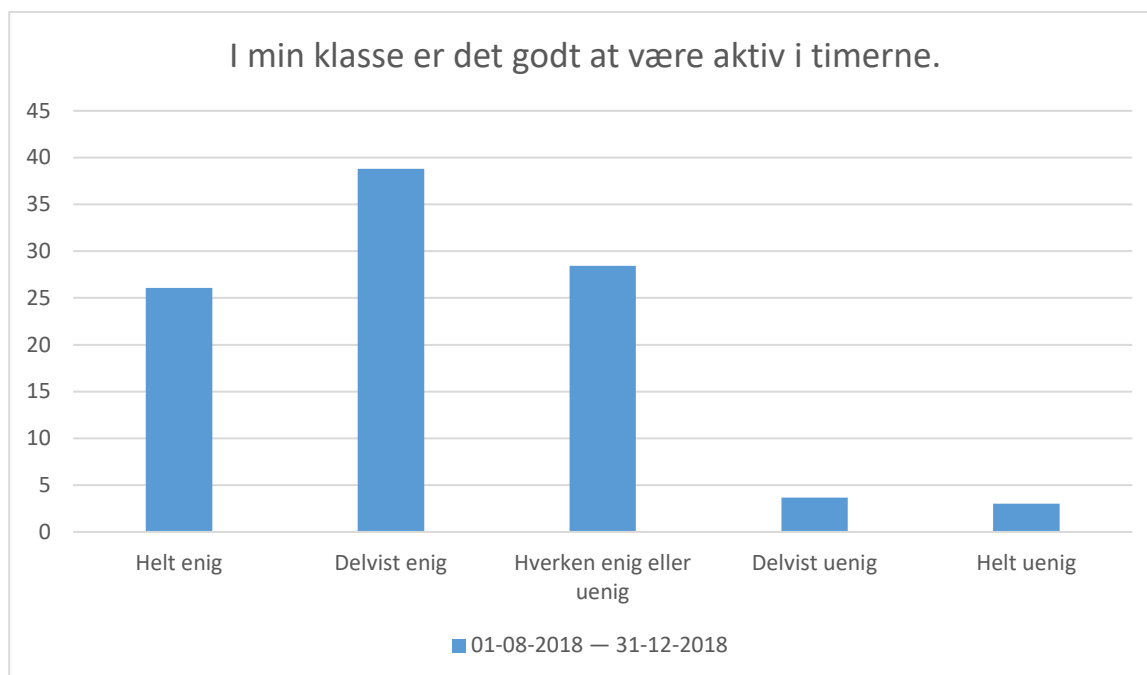
01-08-2018 — 31-12-2018; Gennemsnit: 4,2, spredning: 0,8

Svarmulighed	01-08-2018 — 31-12-2018: Antal	01-08-2018 — 31-12-2018: Andel (%)
Helt enig	131	41
Delvist enig	137	43
Hverken enig eller uenig	37	12
Delvist uenig	10	3
Helt uenig	3	1
Total	318	-



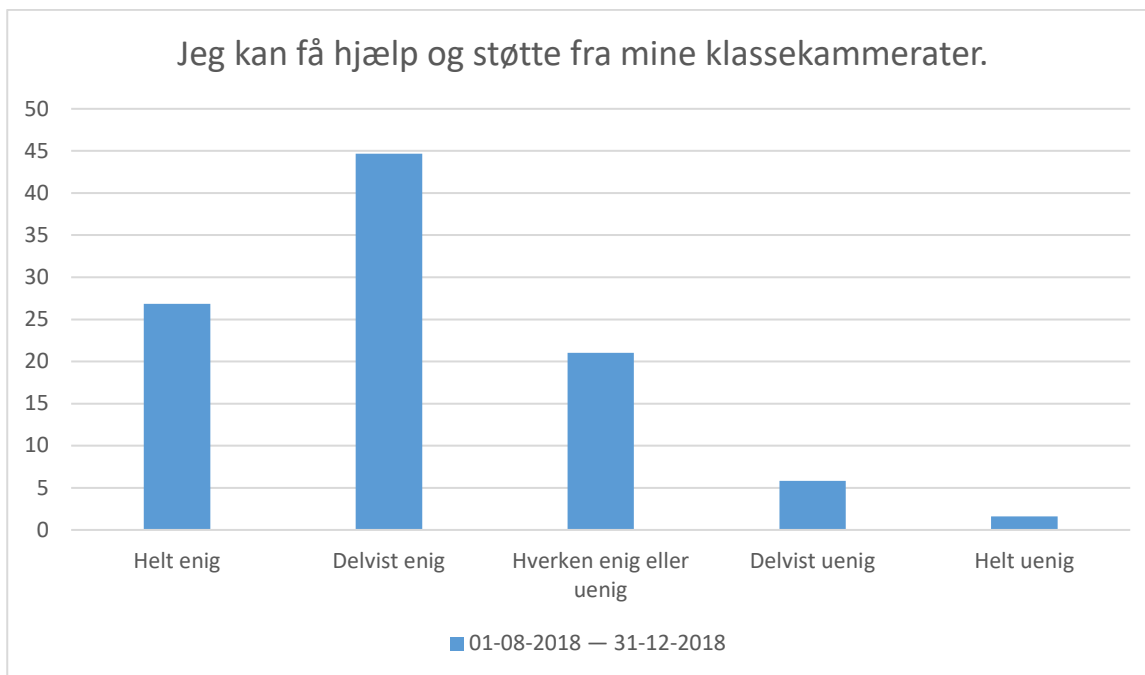
01-08-2018 — 31-12-2018; Gennemsnit: 3,7, spredning: 1,1

Svarmulighed	01-08-2018 — 31-12-2018: Antal	01-08-2018 — 31-12-2018: Andel (%)
Helt enig	82	26
Delvist enig	116	37
Hverken enig eller uenig	66	21
Delvist uenig	30	10
Helt uenig	18	6
Total	312	-



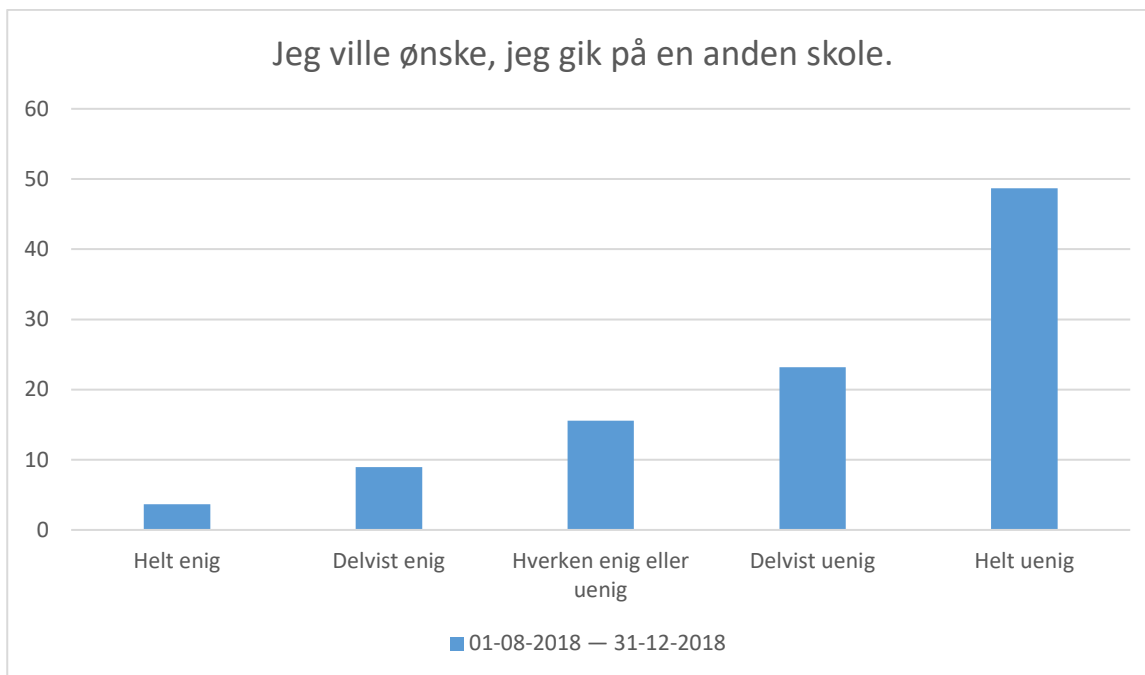
01-08-2018 — 31-12-2018; Gennemsnit: 3,8, spredning: 1

Svarmulighed	01-08-2018 — 31-12-2018: Antal	01-08-2018 — 31-12-2018: Andel (%)
Helt enig	78	26
Delvist enig	116	39
Hverken enig eller uenig	85	28
Delvist uenig	11	4
Helt uenig	9	3
Total	299	-



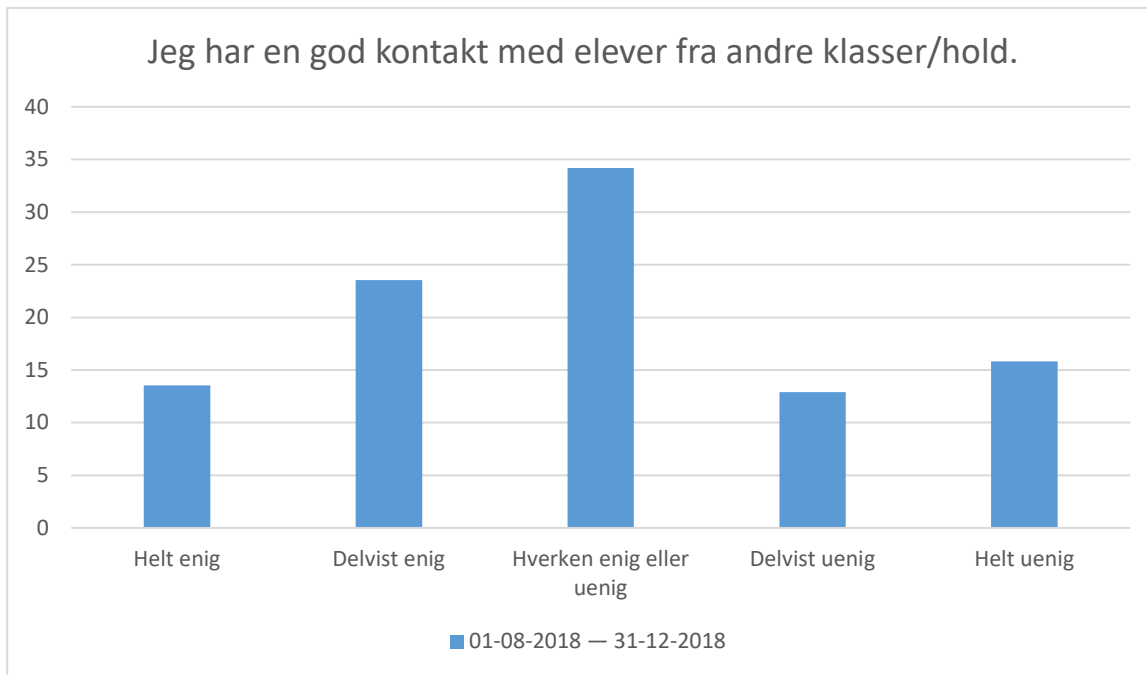
01-08-2018 — 31-12-2018; Gennemsnit: 3,9, spredning: 0,9

Svarmulighed	01-08-2018 — 31-12-2018: Antal	01-08-2018 — 31-12-2018: Andel (%)
Helt enig	83	27
Delvist enig	138	45
Hverken enig eller uenig	65	21
Delvist uenig	18	6
Helt uenig	5	2
Total	309	-



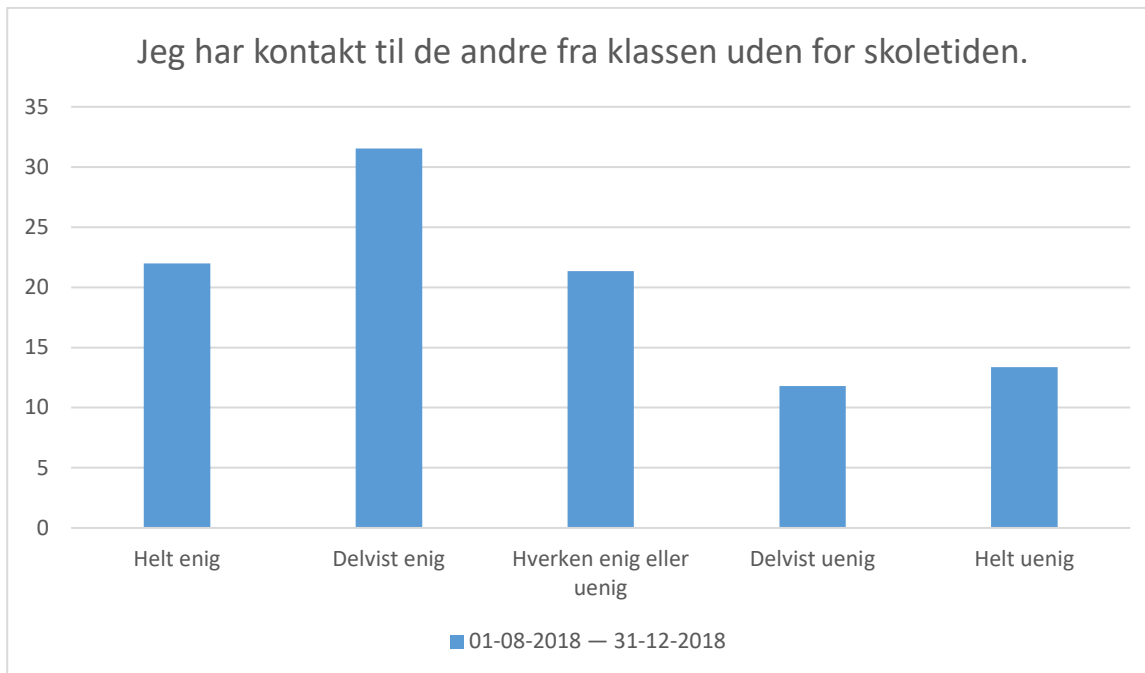
01-08-2018 — 31-12-2018; Gennemsnit: 2, spredning: 1,2

Svarmulighed	01-08-2018 — 31-12-2018: Antal		01-08-2018 — 31-12-2018: Andel (%)	
Helt enig	11	27	4	9
Delvist enig	27	47	9	16
Hverken enig eller uenig	47	70	16	23
Delvist uenig	70	147	23	49
Helt uenig	147	302	49	-
Total	302			



01-08-2018 — 31-12-2018; Gennemsnit: 3,1, spredning: 1,2

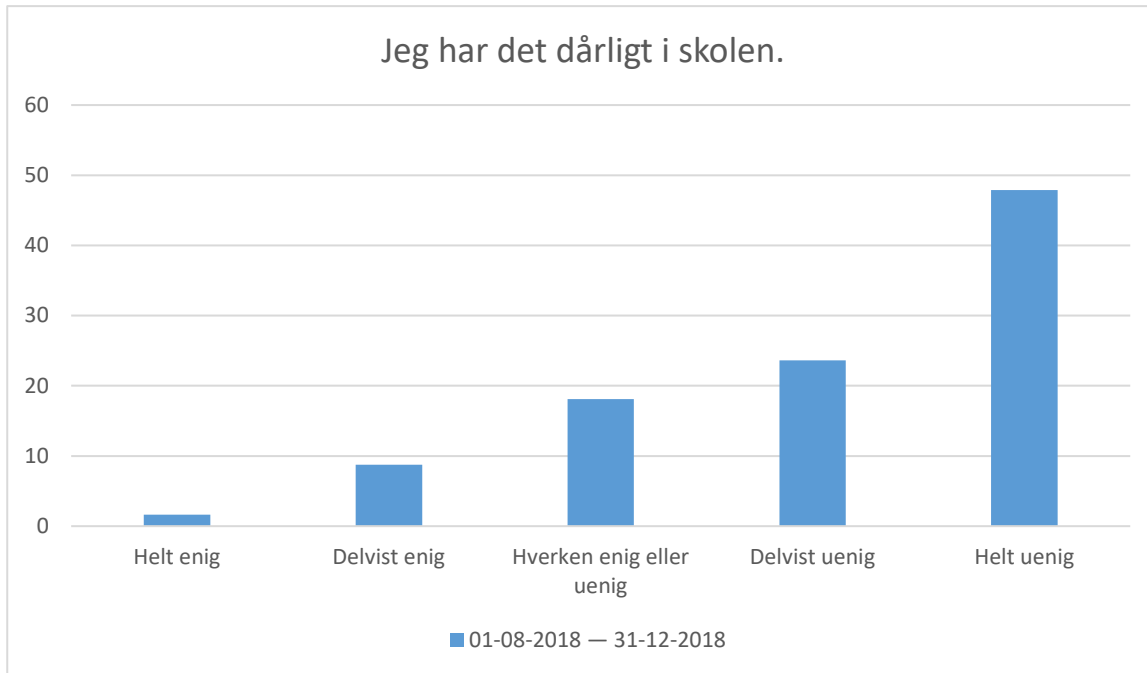
Svarmulighed	01-08-2018 — 31-12-2018: Antal	01-08-2018 — 31-12-2018: Andel (%)
Helt enig	42	14
Delvist enig	73	24
Hverken enig eller uenig	106	34
Delvist uenig	40	13
Helt uenig	49	16
Total	310	-



01-08-2018 — 31-12-2018; Gennemsnit: 3,4, spredning: 1,3

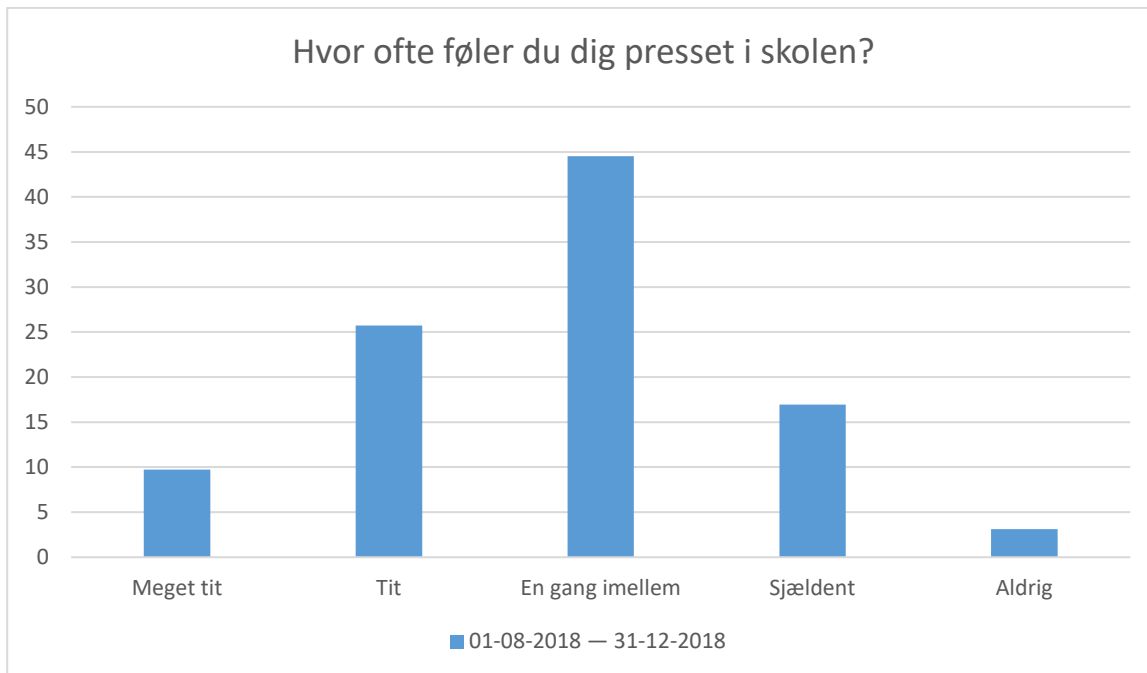
Svarmulighed	01-08-2018 — 31-12-2018: Antal	01-08-2018 — 31-12-2018: Andel (%)
Helt enig	69	22
Delvist enig	99	32
Hverken enig eller uenig	67	21
Delvist uenig	37	12
Helt uenig	42	13
Total	314	-

Afsnit G



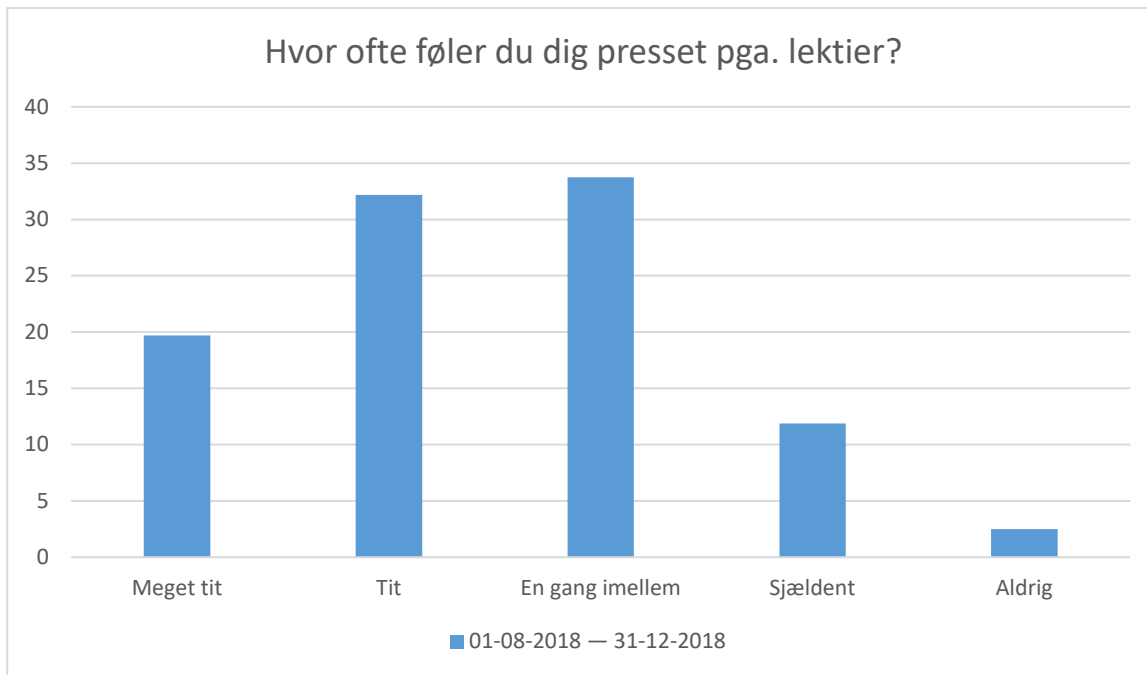
01-08-2018 — 31-12-2018; Gennemsnit: 1,9, spredning: 1,1

Svarmulighed	01-08-2018 — 31-12-2018: Antal		01-08-2018 — 31-12-2018: Andel (%)	
Helt enig		5		2
Delvist enig		27		9
Hverken enig eller uenig		56		18
Delvist uenig		73		24
Helt uenig		148		48
Total		309		-



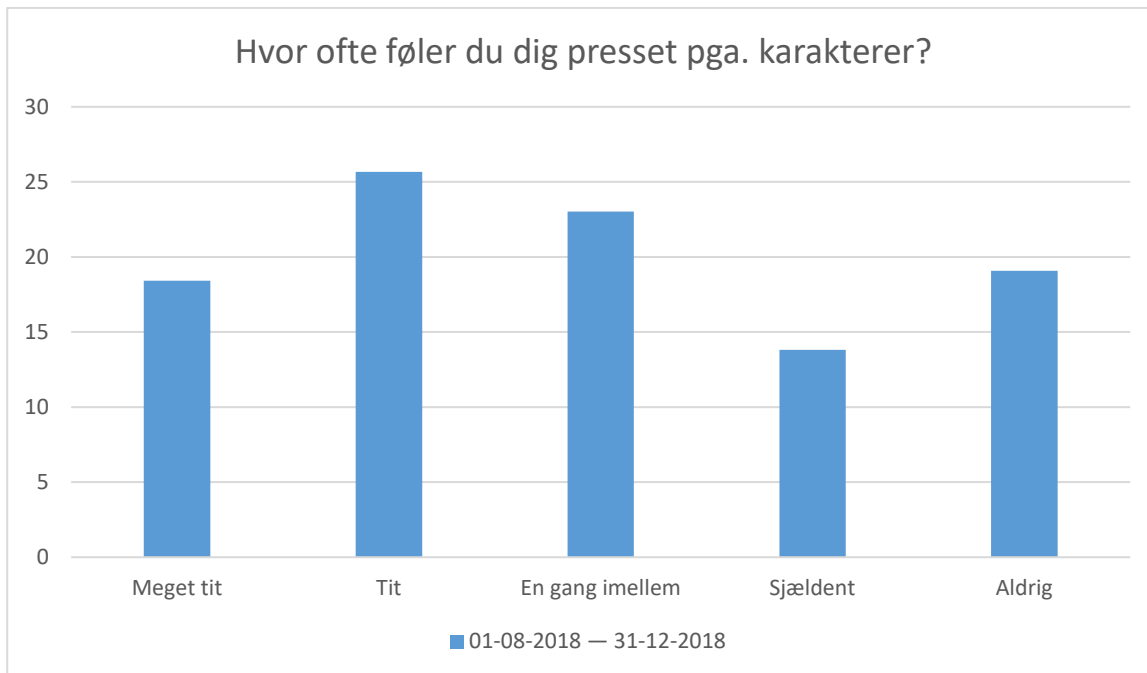
01-08-2018 — 31-12-2018; Gennemsnit: 3,2, spredning: 0,9

Svarmulighed	01-08-2018 — 31-12-2018: Antal	01-08-2018 — 31-12-2018: Andel (%)
Meget tit	31	10
Tit	82	26
En gang imellem	142	45
Sjældent	54	17
Aldrig	10	3
Total	319	-



01-08-2018 — 31-12-2018; Gennemsnit: 3,5, spredning: 1

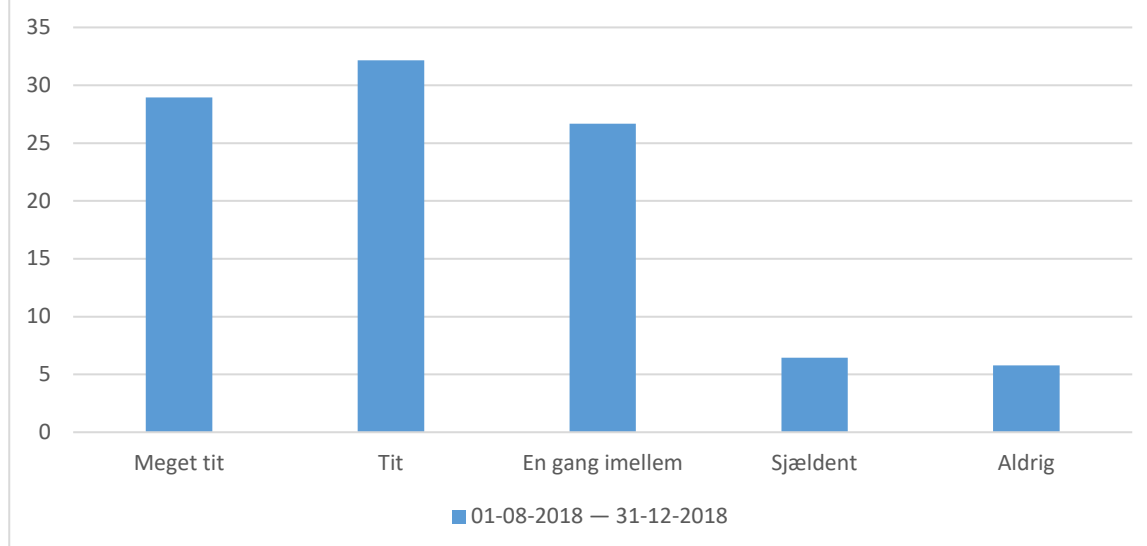
Svarmulighed	01-08-2018 — 31-12-2018: Antal	01-08-2018 — 31-12-2018: Andel (%)
Meget tit	63	20
Tit	103	32
En gang imellem	108	34
Sjældent	38	12
Aldrig	8	3
Total	320	-



01-08-2018 — 31-12-2018; Gennemsnit: 3,1, spredning: 1,4

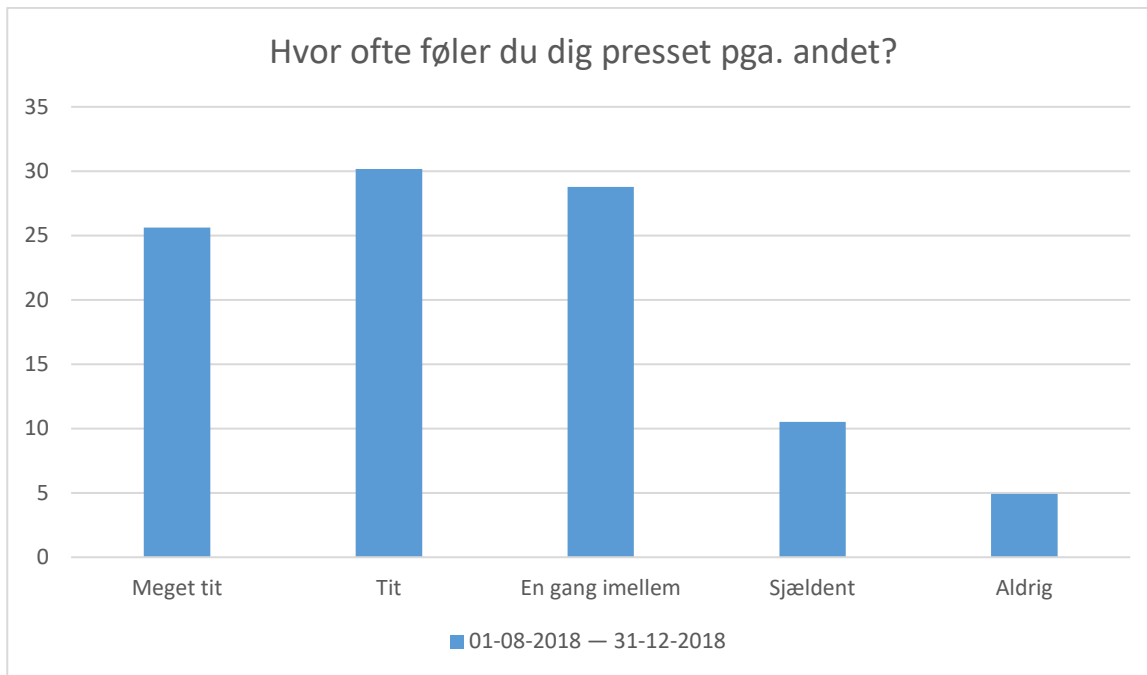
Svarmulighed	01-08-2018 — 31-12-2018: Antal	01-08-2018 — 31-12-2018: Andel (%)
Meget tit	56	18
Tit	78	26
En gang imellem	70	23
Sjældent	42	14
Aldrig	58	19
Total	304	-

Hvor ofte føler du dig presset pga. egne krav og forventninger til skolearbejdet?



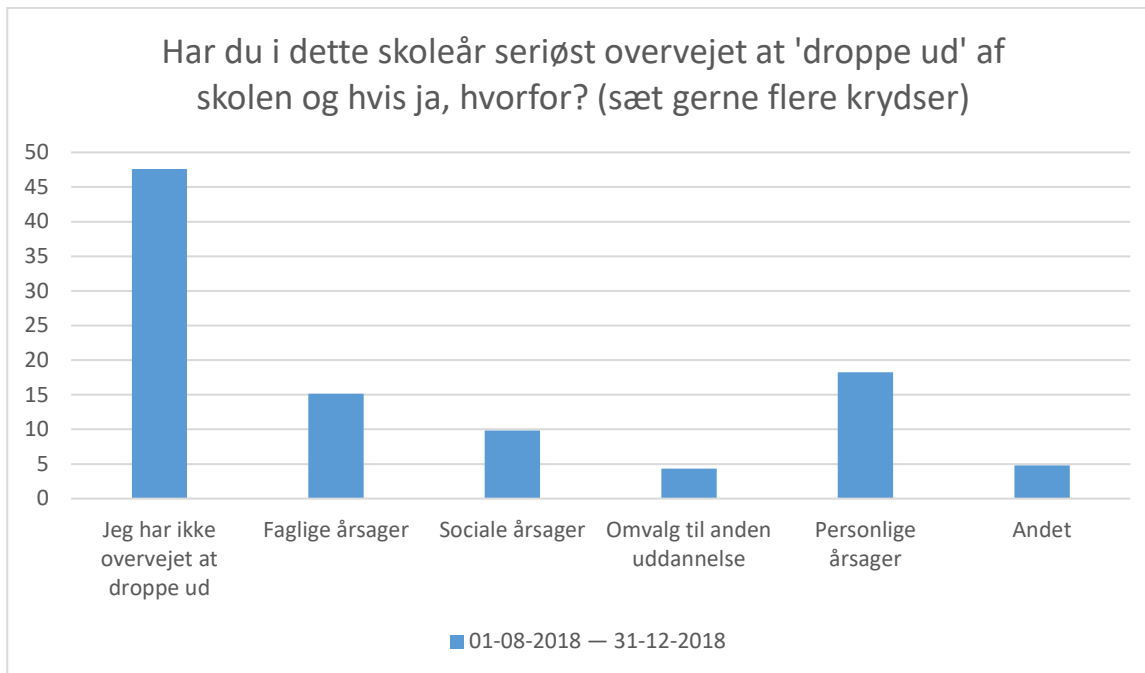
01-08-2018 — 31-12-2018; Gennemsnit: 3,7, spredning: 1,1

Svarmulighed	01-08-2018 — 31-12-2018: Antal	01-08-2018 — 31-12-2018: Andel (%)
Meget tit	90	29
Tit	100	32
En gang imellem	83	27
Sjældent	20	6
Aldrig	18	6
Total	311	-



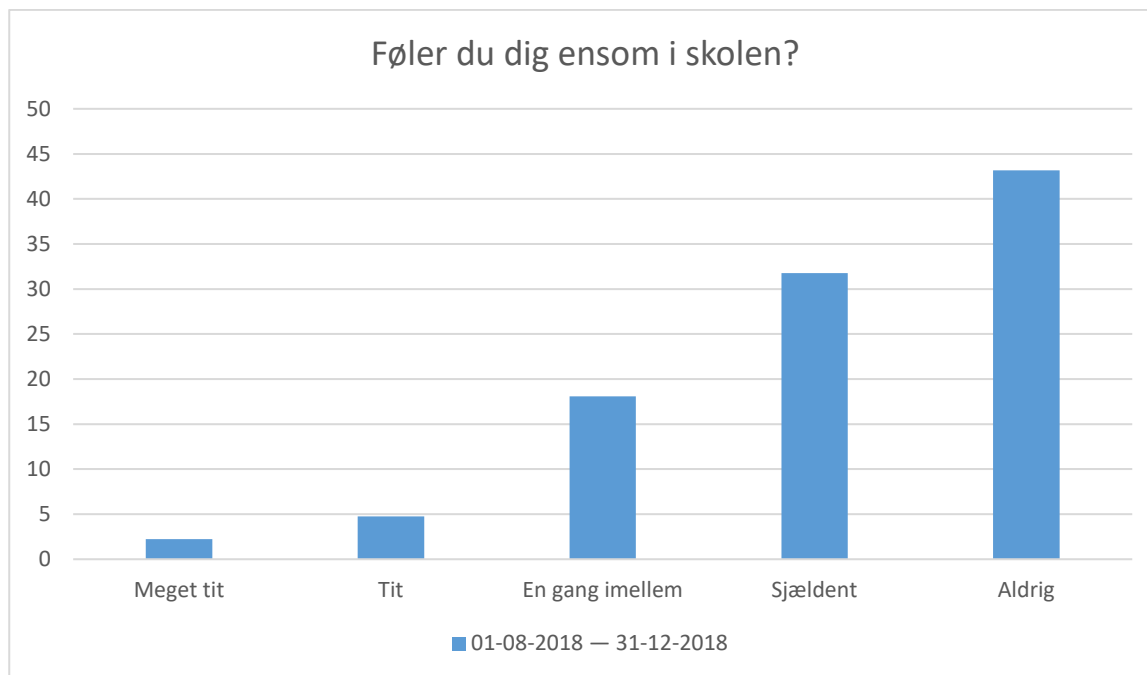
01-08-2018 — 31-12-2018; Gennemsnit: 3,6, spredning: 1,1

Svarmulighed	01-08-2018 — 31-12-2018: Antal	01-08-2018 — 31-12-2018: Andel (%)
Meget tit	73	26
Tit	86	30
En gang imellem	82	29
Sjældent	30	11
Aldrig	14	5
Total	285	-



01-08-2018 — 31-12-2018; Gennemsnit og spredning kan ikke beregnes.

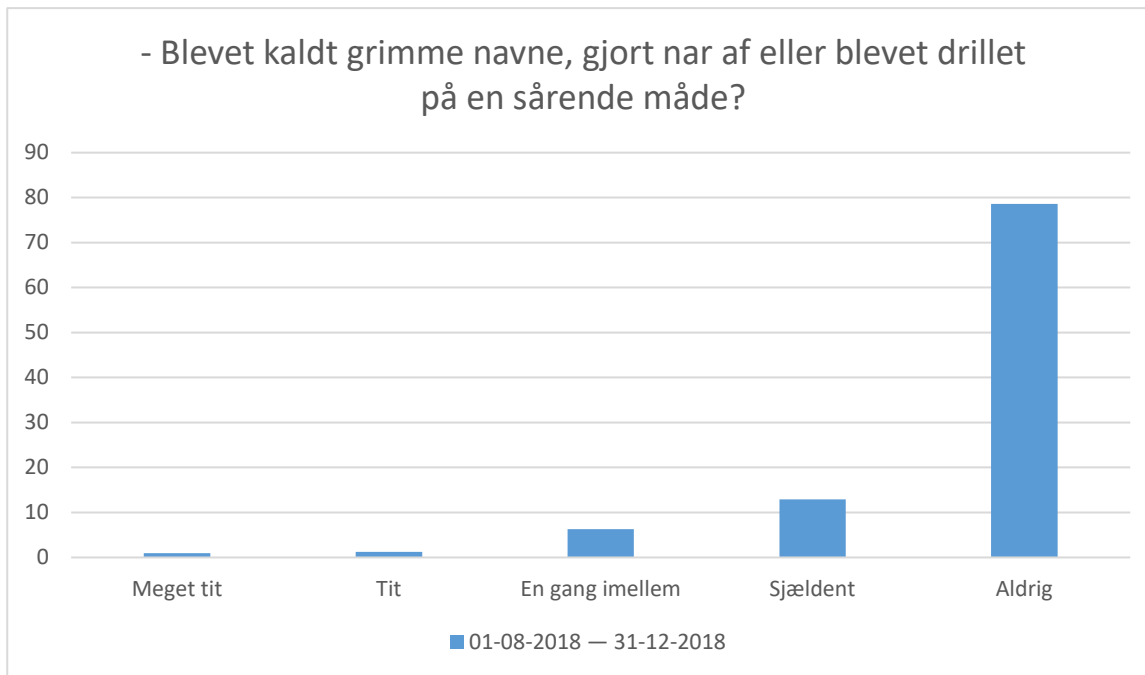
Svarmulighed	01-08-2018 — 31-12-2018: Antal	01-08-2018 — 31-12-2018: Andel (%)
Jeg har ikke overvejet at droppe ud	198	48
Faglige årsager	63	15
Sociale årsager	41	10
Omvalg til anden uddannelse	18	4
Personlige årsager	76	18
Andet	20	5
Total	416	-



01-08-2018 — 31-12-2018; Gennemsnit: 1,9, spredning: 1

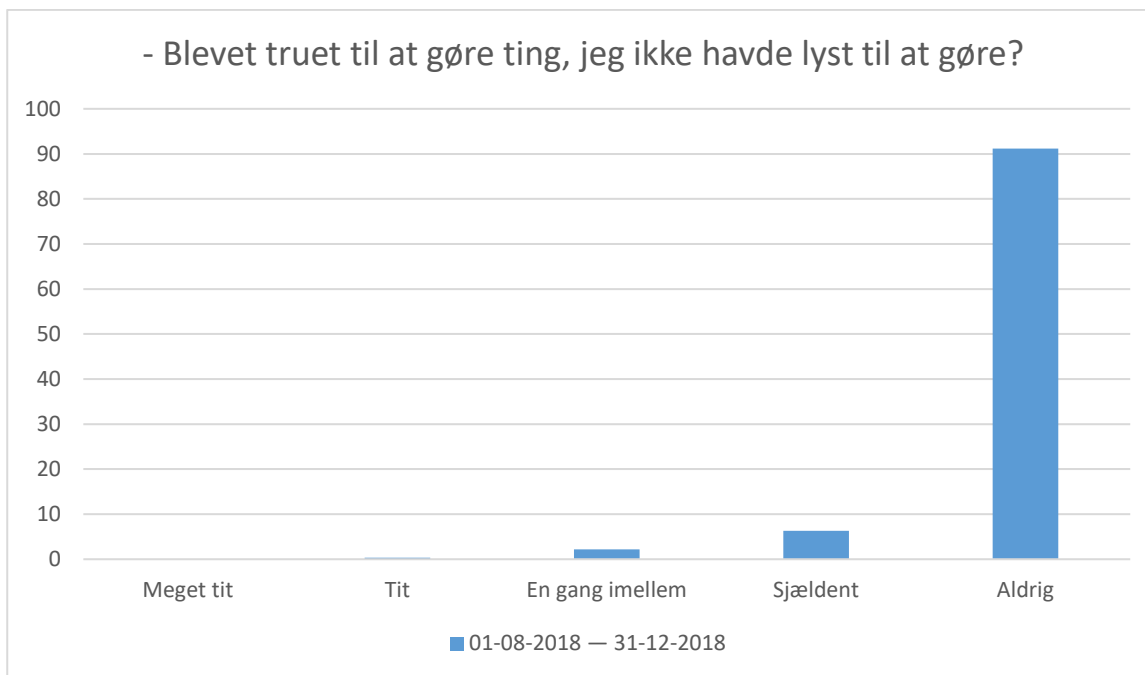
Svarmulighed	01-08-2018 — 31-12-2018: Antal		01-08-2018 — 31-12-2018: Andel (%)	
Meget tit		7		2
Tit		15		5
En gang imellem		57		18
Sjældent		100		32
Aldrig		136		43
Total		315		-

Afsnit H



01-08-2018 — 31-12-2018; Gennemsnit: 1,3, spredning: 0,7

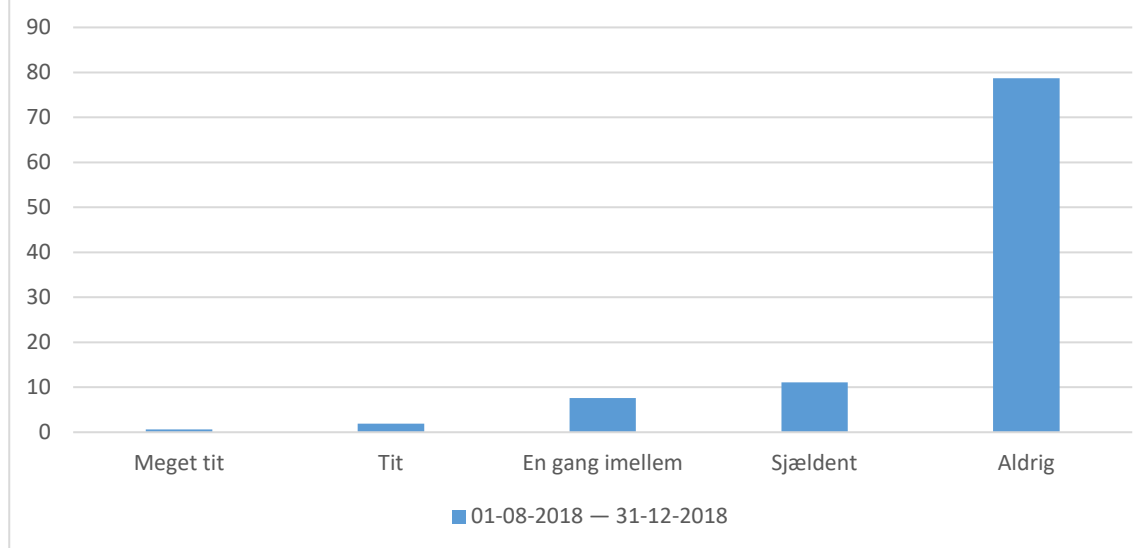
Svarmulighed	01-08-2018 — 31-12-2018: Antal	01-08-2018 — 31-12-2018: Andel (%)
Meget tit	3	1
Tit	4	1
En gang imellem	20	6
Sjældent	41	13
Aldrig	250	79
Total	318	-



01-08-2018 — 31-12-2018; Gennemsnit: 1,1, spredning: 0,4

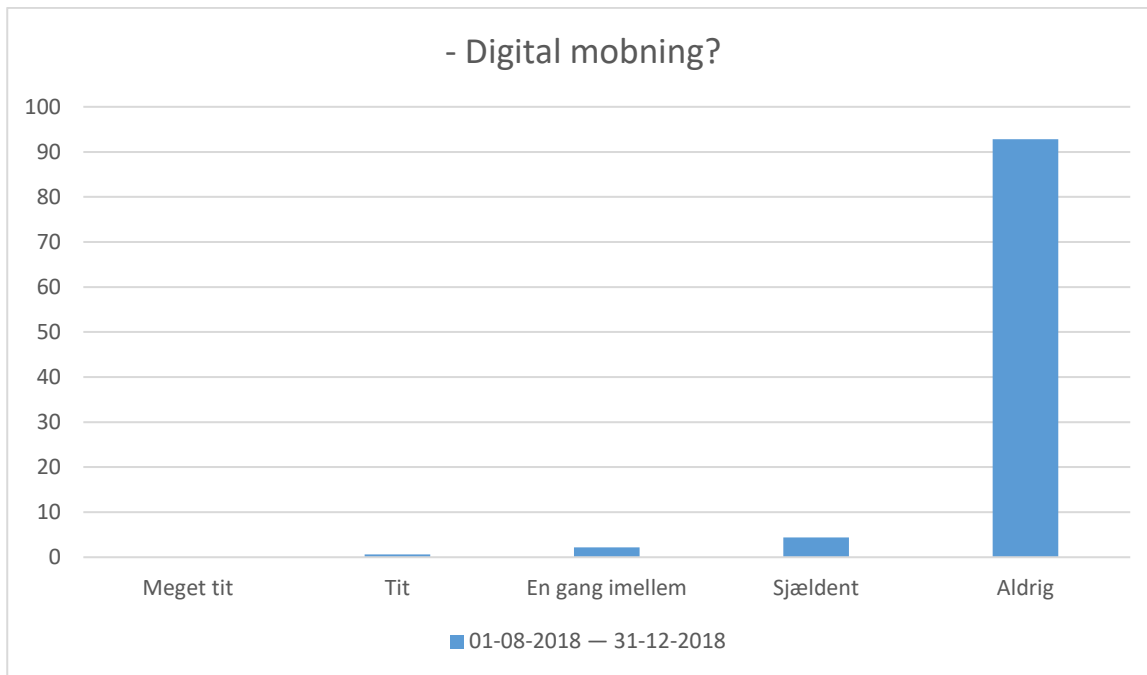
Svarmulighed	01-08-2018 — 31-12-2018: Antal	01-08-2018 — 31-12-2018: Andel (%)
Meget tit	0	0
Tit	1	0
En gang imellem	7	2
Sjældent	20	6
Aldrig	290	91
Total	318	-

- Blevet udsat for uønsket psykisk eller fysisk opmærksomhed?



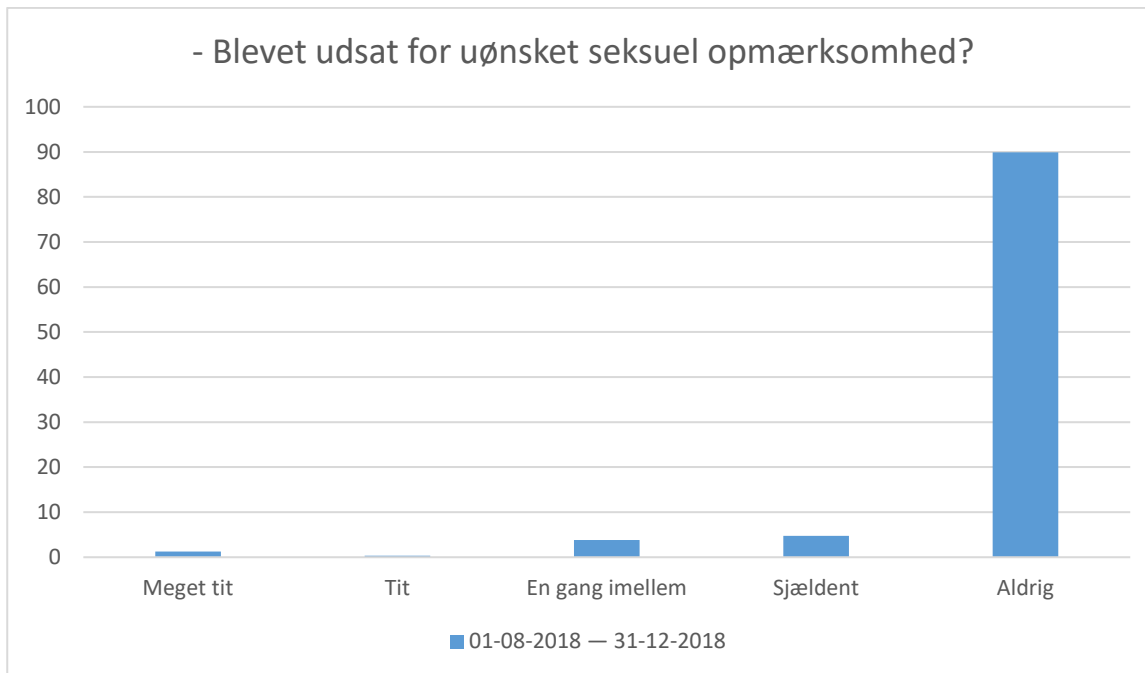
01-08-2018 — 31-12-2018; Gennemsnit: 1,3, spredning: 0,8

Svarmulighed	01-08-2018 — 31-12-2018: Antal	01-08-2018 — 31-12-2018: Andel (%)
Meget tit	2	1
Tit	6	2
En gang imellem	24	8
Sjældent	35	11
Aldrig	248	79
Total	315	-



01-08-2018 — 31-12-2018; Gennemsnit: 1,1, spredning: 0,4

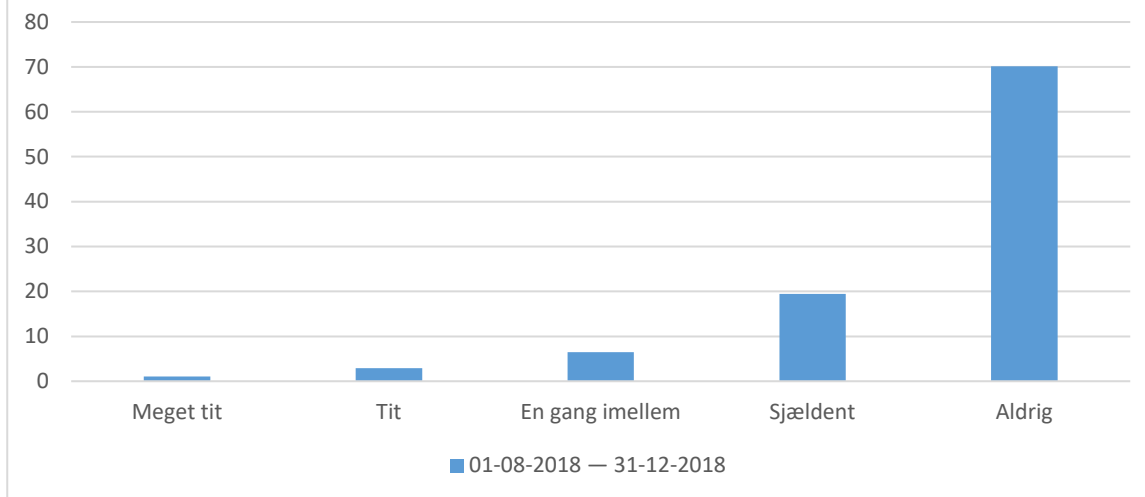
Svarmulighed	01-08-2018 — 31-12-2018: Antal	01-08-2018 — 31-12-2018: Andel (%)
Meget tit	0	0
Tit	2	1
En gang imellem	7	2
Sjældent	14	4
Aldrig	296	93
Total	319	-



01-08-2018 — 31-12-2018; Gennemsnit: 1,2, spredning: 0,6

Svarmulighed	01-08-2018 — 31-12-2018: Antal		01-08-2018 — 31-12-2018: Andel (%)	
Meget tit		4		1
Tit		1		0
En gang imellem		12		4
Sjældent		15		5
Aldrig		284		90
Total		316		-

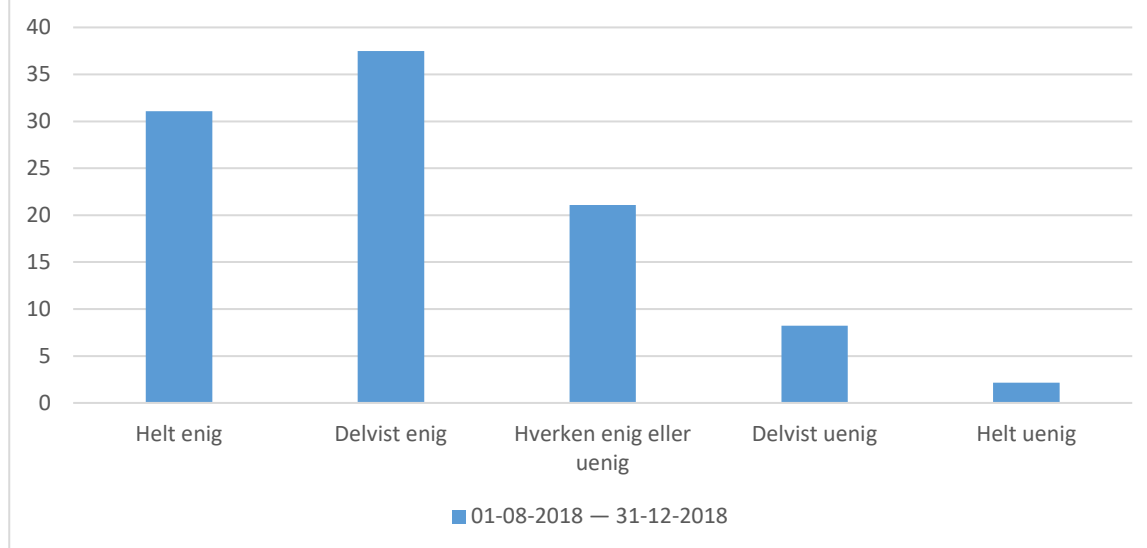
I hvilket omfang har du det seneste år oplevet, at elever eller ansatte på skolen er blevet presset til at gøre ting, som de ikke havde lyst til at gøre?



01-08-2018 — 31-12-2018; Gennemsnit: 1,5, spredning: 0,8

Svarmulighed	01-08-2018 — 31-12-2018: Antal	01-08-2018 — 31-12-2018: Andel (%)
Meget tit	3	1
Tit	8	3
En gang imellem	18	6
Sjældent	54	19
Aldrig	195	70
Total	278	-

Der er gode muligheder på skolen for at få støtte og vejledning, hvis det har været svært.




01-08-2018 — 31-12-2018; Gennemsnit: 3,9, spredning: 1

Svarmulighed	01-08-2018 — 31-12-2018: Antal	01-08-2018 — 31-12-2018: Andel (%)
Helt enig	87	31
Delvist enig	105	38
Hverken enig eller uenig	59	21
Delvist uenig	23	8
Helt uenig	6	2
Total	280	-

RANDERS HF & VUC

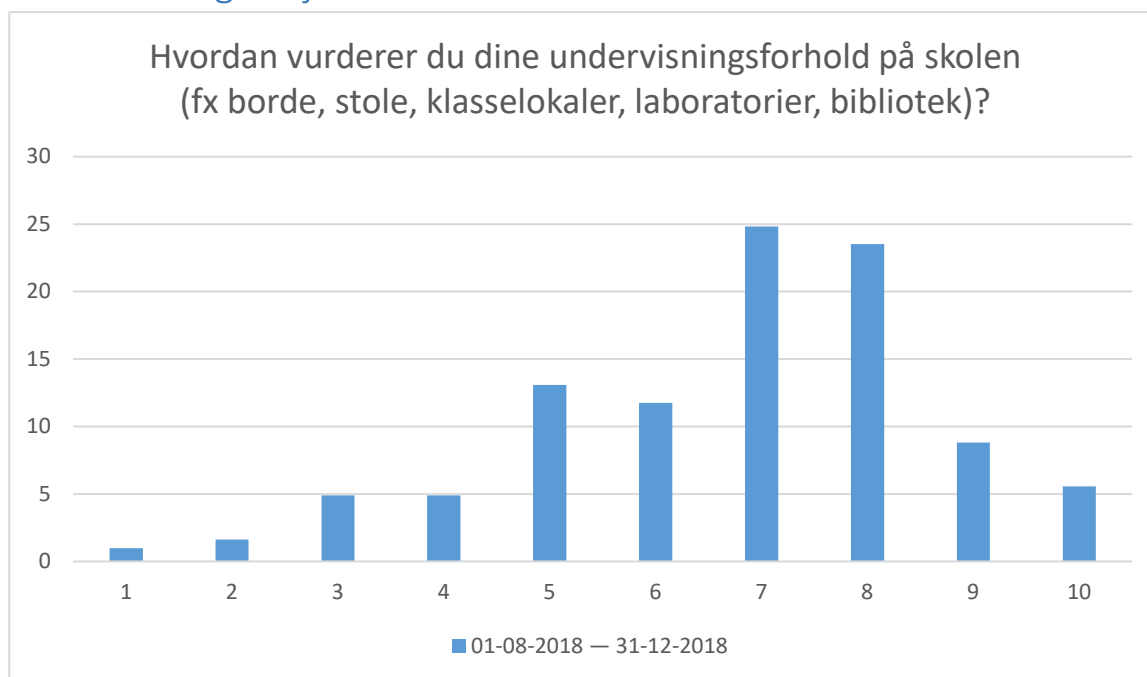
Resultater for HF

Svarprocent 78%



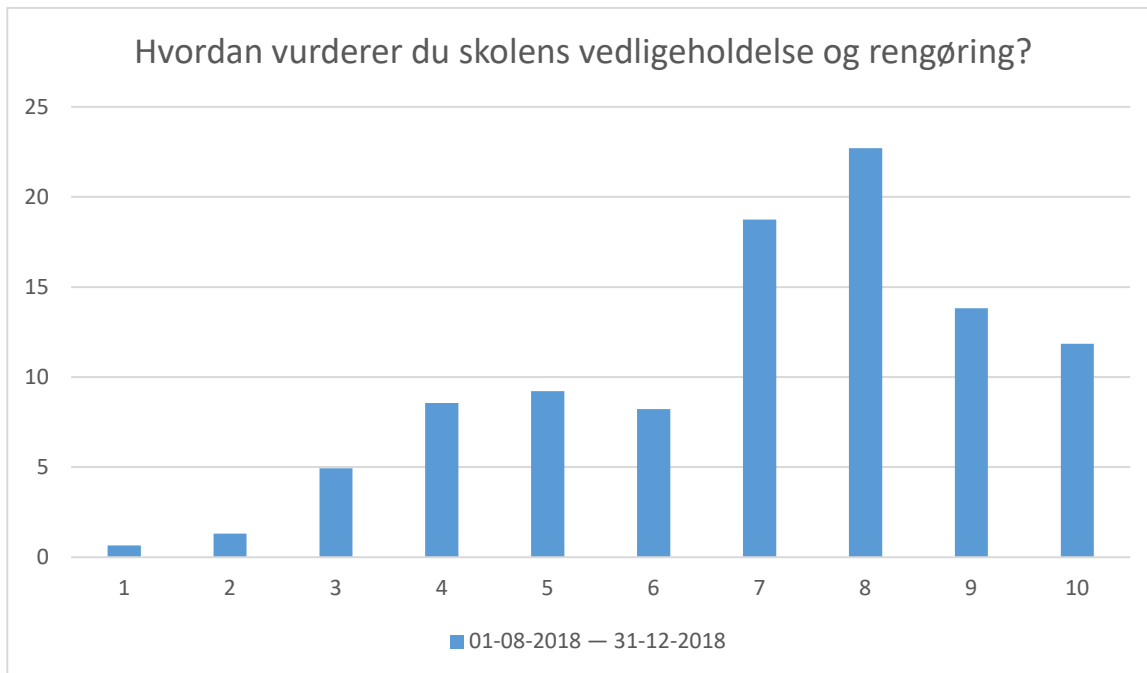
@Ventures
Elektivselsundersøgelse

Undervisningsmiljø



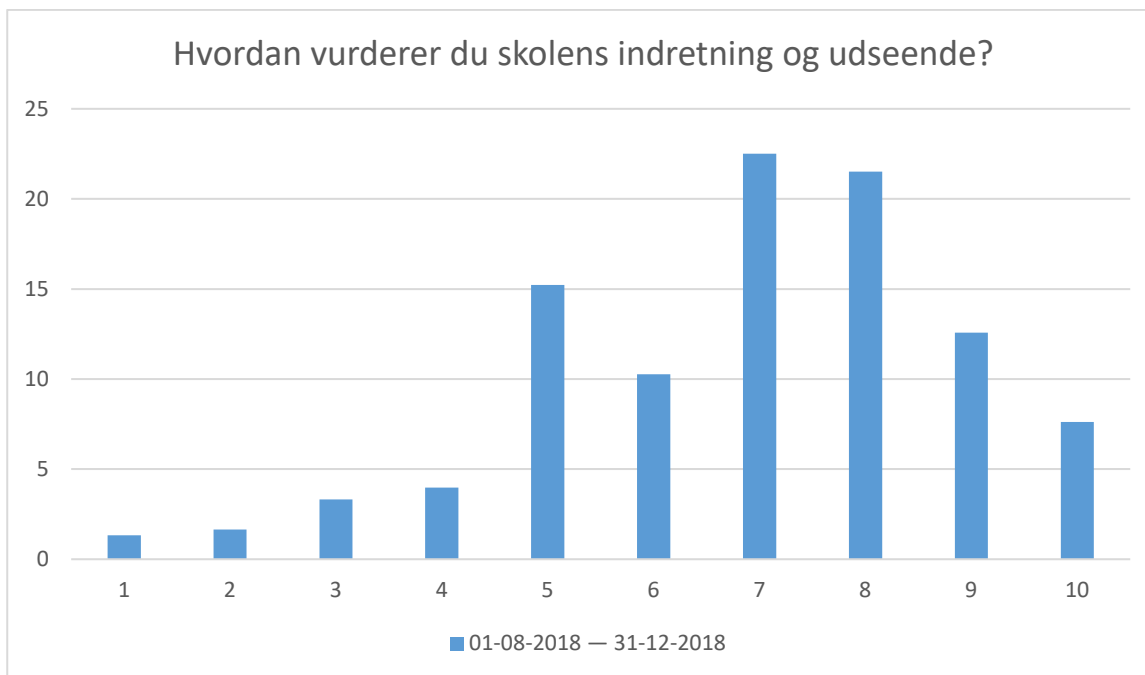
01-08-2018 — 31-12-2018; Gennemsnit: 6,7, spredning: 1,9

Svarmulighed	01-08-2018 — 31-12-2018: Antal	01-08-2018 — 31-12-2018: Andel (%)
1	3	1
2	5	2
3	15	5
4	15	5
5	40	13
6	36	12
7	76	25
8	72	24
9	27	9
10	17	6
Total	306	-



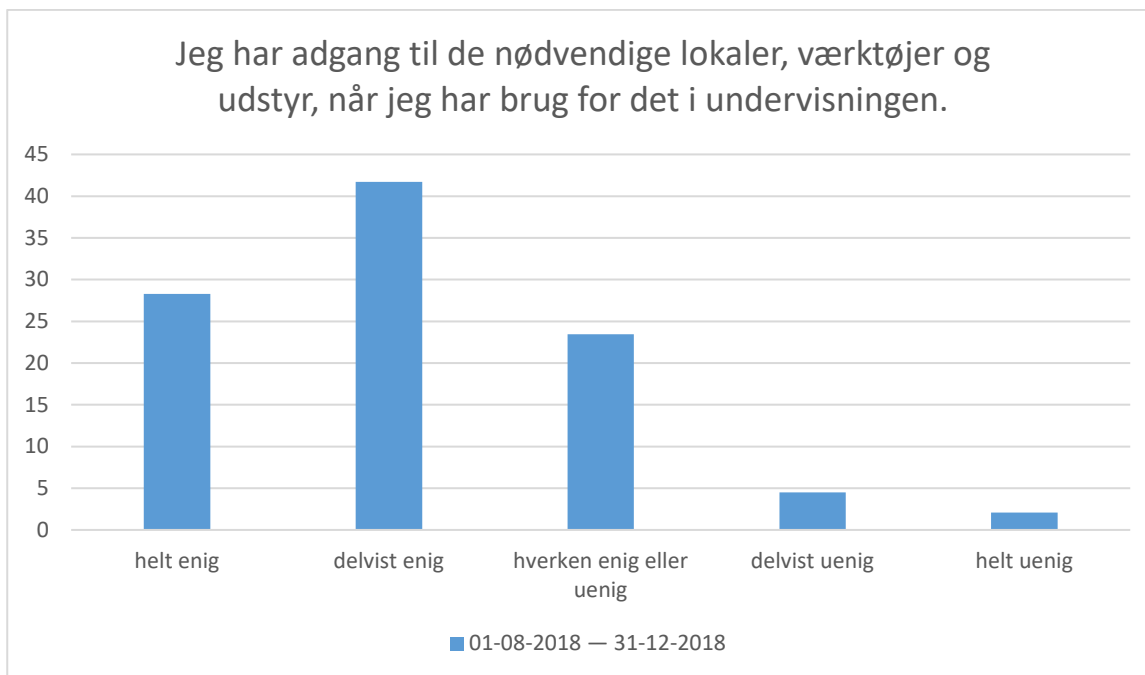
01-08-2018 — 31-12-2018; Gennemsnit: 7, spredning: 2,1

Svarmulighed	01-08-2018 — 31-12-2018: Antal	01-08-2018 — 31-12-2018: Andel (%)
1	2	1
2	4	1
3	15	5
4	26	9
5	28	9
6	25	8
7	57	19
8	69	23
9	42	14
10	36	12
Total	304	-



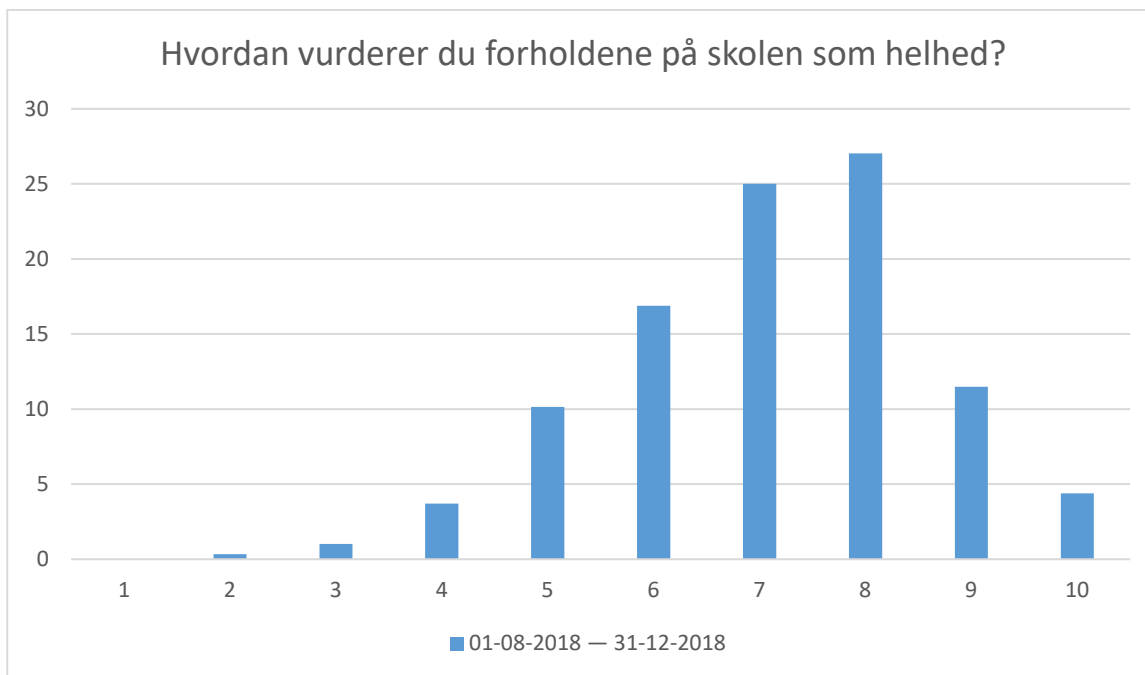
01-08-2018 — 31-12-2018; Gennemsnit: 6,9, spredning: 2

Svarmulighed	01-08-2018 — 31-12-2018: Antal	01-08-2018 — 31-12-2018: Andel (%)
1	4	1
2	5	2
3	10	3
4	12	4
5	46	15
6	31	10
7	68	23
8	65	22
9	38	13
10	23	8
Total	302	-



01-08-2018 — 31-12-2018; Gennemsnit: 3,9, spredning: 0,9

Svarmulighed	01-08-2018 — 31-12-2018: Antal	01-08-2018 — 31-12-2018: Andel (%)
helt enig	82	28
delvist enig	121	42
hverken enig eller uenig	68	23
delvist uenig	13	4
helt uenig	6	2
Total	290	-



01-08-2018 — 31-12-2018; Gennemsnit: 7,1, spredning: 1,5

Svarmulighed	01-08-2018 — 31-12-2018: Antal	01-08-2018 — 31-12-2018: Andel (%)
1	0	0
2	1	0
3	3	1
4	11	4
5	30	10
6	50	17
7	74	25
8	80	27
9	34	11
10	13	4
Total	296	-