


# RANDERS HF & VUC

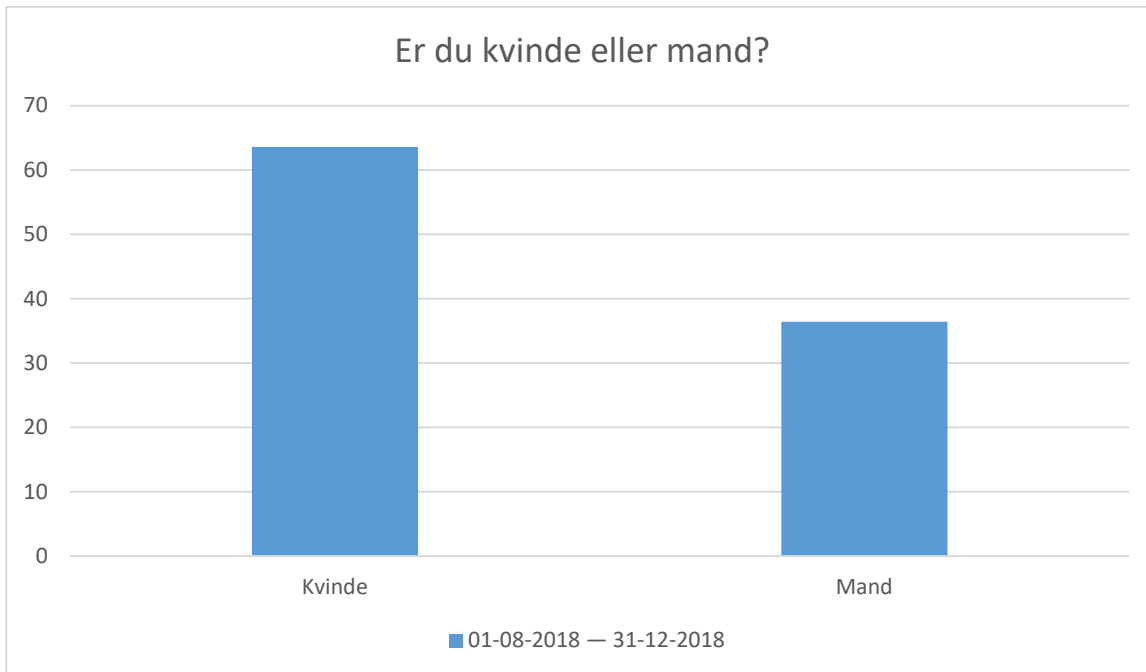
Resultater AVU

Svarprocent 71 % (195 svar ud ad 271 mulige)



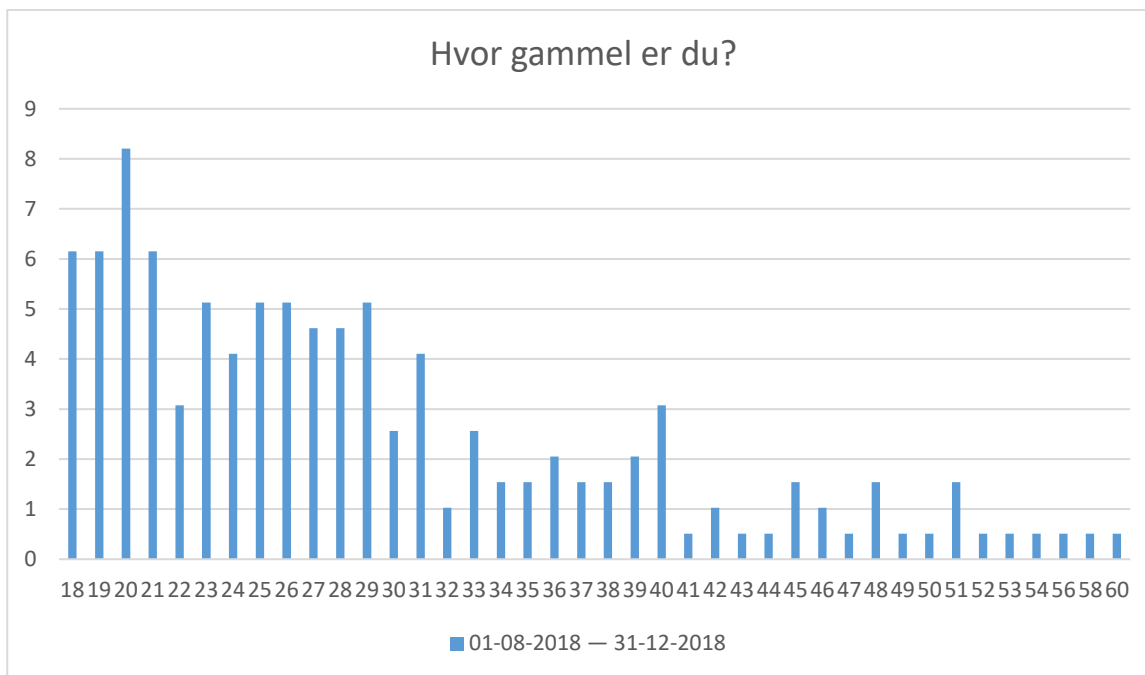
@Ventures  
Eletrivselsundersøgelse

## Personoplysninger



01-08-2018 — 31-12-2018; Gennemsnit og spredning kan ikke beregnes.

| Svarmulighed | 01-08-2018 — 31-12-2018: Antal | 01-08-2018 — 31-12-2018: Andel (%) |
|--------------|--------------------------------|------------------------------------|
| Kvinde       | 124                            | 64                                 |
| Mand         | 71                             | 36                                 |
| Total        | 195                            | -                                  |

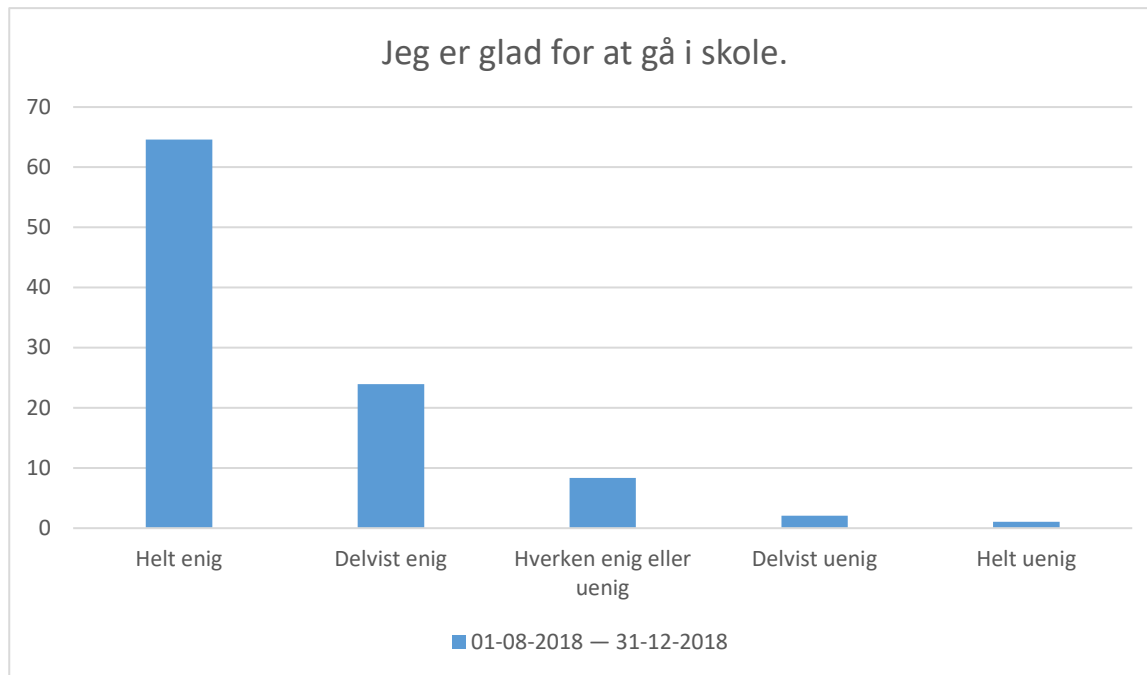


01-08-2018 — 31-12-2018; Gennemsnit: 29,1, spredning: 9,7

| Svarmulighed | 01-08-2018 — 31-12-2018: Antal | 01-08-2018 — 31-12-2018: Andel (%) |
|--------------|--------------------------------|------------------------------------|
| 18           | 12                             | 6                                  |
| 19           | 12                             | 6                                  |
| 20           | 16                             | 8                                  |
| 21           | 12                             | 6                                  |
| 22           | 6                              | 3                                  |
| 23           | 10                             | 5                                  |
| 24           | 8                              | 4                                  |
| 25           | 10                             | 5                                  |
| 26           | 10                             | 5                                  |
| 27           | 9                              | 5                                  |
| 28           | 9                              | 5                                  |
| 29           | 10                             | 5                                  |
| 30           | 5                              | 3                                  |
| 31           | 8                              | 4                                  |
| 32           | 2                              | 1                                  |
| 33           | 5                              | 3                                  |
| 34           | 3                              | 2                                  |
| 35           | 3                              | 2                                  |
| 36           | 4                              | 2                                  |
| 37           | 3                              | 2                                  |
| 38           | 3                              | 2                                  |
| 39           | 4                              | 2                                  |
| 40           | 6                              | 3                                  |
| 41           | 1                              | 1                                  |
| 42           | 2                              | 1                                  |
| 43           | 1                              | 1                                  |

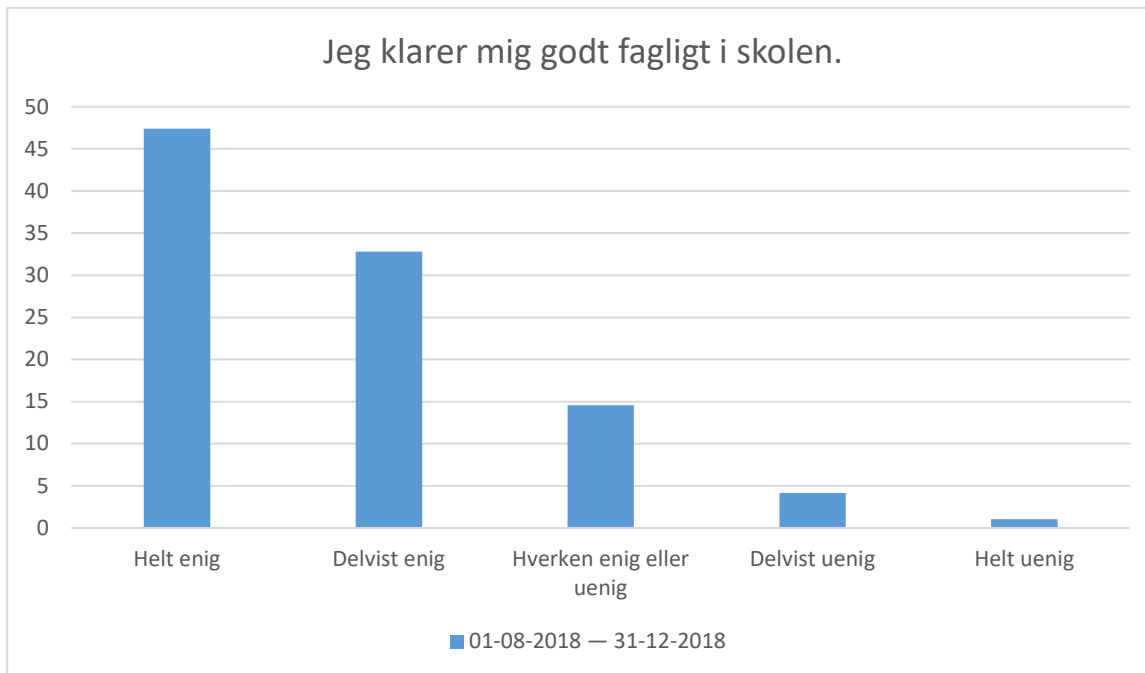
|       |     |   |
|-------|-----|---|
| 44    | 1   | 1 |
| 45    | 3   | 2 |
| 46    | 2   | 1 |
| 47    | 1   | 1 |
| 48    | 3   | 2 |
| 49    | 1   | 1 |
| 50    | 1   | 1 |
| 51    | 3   | 2 |
| 52    | 1   | 1 |
| 53    | 1   | 1 |
| 54    | 1   | 1 |
| 56    | 1   | 1 |
| 58    | 1   | 1 |
| 60    | 1   | 1 |
| Total | 195 | - |

## Egen indsats



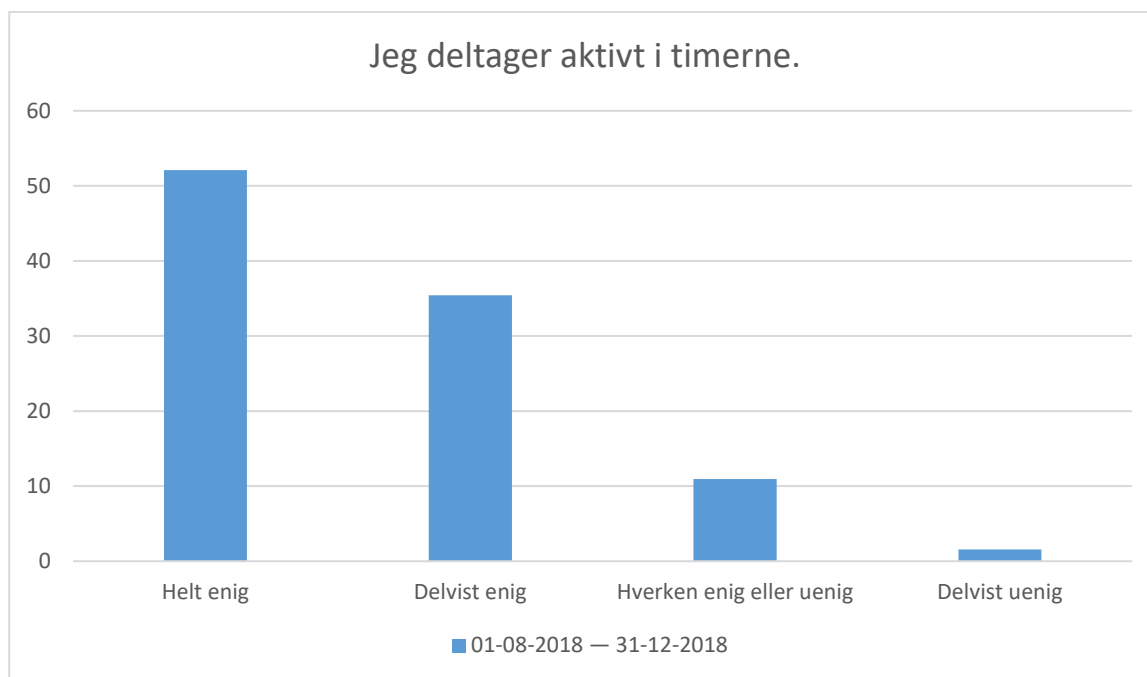
01-08-2018 — 31-12-2018; Gennemsnit: 4,5, spredning: 0,8

| Svarmulighed             | 01-08-2018 — 31-12-2018: Antal | 01-08-2018 — 31-12-2018: Andel (%) |
|--------------------------|--------------------------------|------------------------------------|
| Helt enig                | 124                            | 65                                 |
| Delvist enig             | 46                             | 24                                 |
| Hverken enig eller uenig | 16                             | 8                                  |
| Delvist uenig            | 4                              | 2                                  |
| Helt uenig               | 2                              | 1                                  |
| Total                    | 192                            | -                                  |



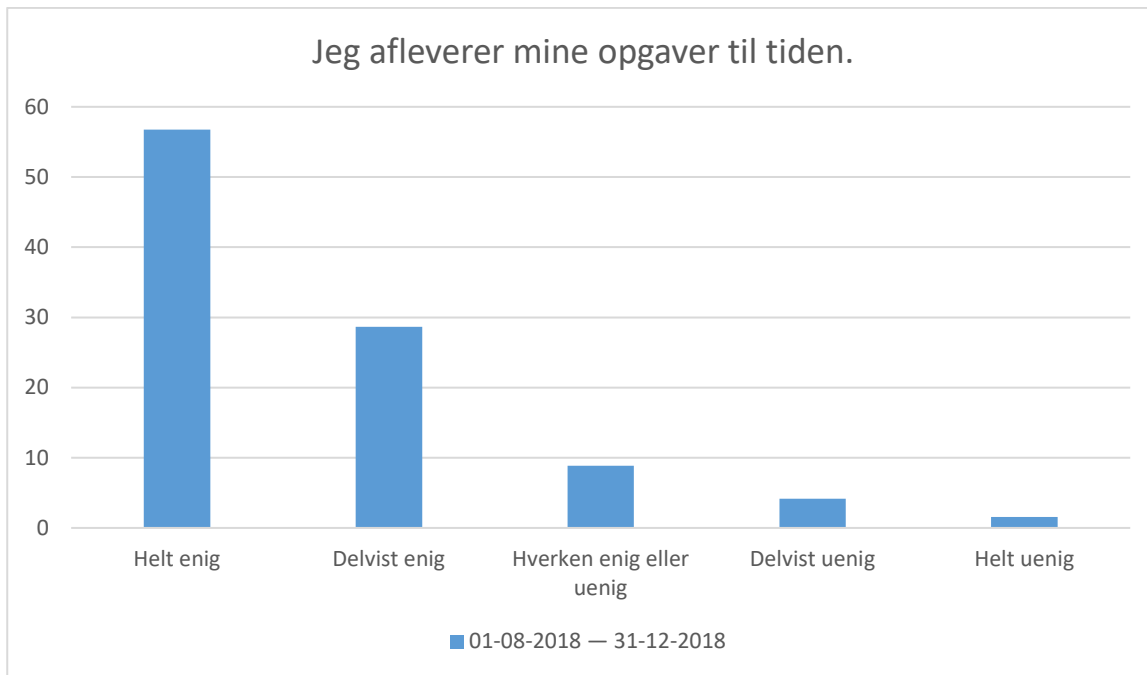
01-08-2018 — 31-12-2018; Gennemsnit: 4,2, spredning: 0,9

| Svarmulighed             | 01-08-2018 — 31-12-2018: Antal | 01-08-2018 — 31-12-2018: Andel (%) |
|--------------------------|--------------------------------|------------------------------------|
| Helt enig                | 91                             | 47                                 |
| Delvist enig             | 63                             | 33                                 |
| Hverken enig eller uenig | 28                             | 15                                 |
| Delvist uenig            | 8                              | 4                                  |
| Helt uenig               | 2                              | 1                                  |
| Total                    | 192                            | -                                  |



01-08-2018 — 31-12-2018; Gennemsnit: 4,4, spredning: 0,7

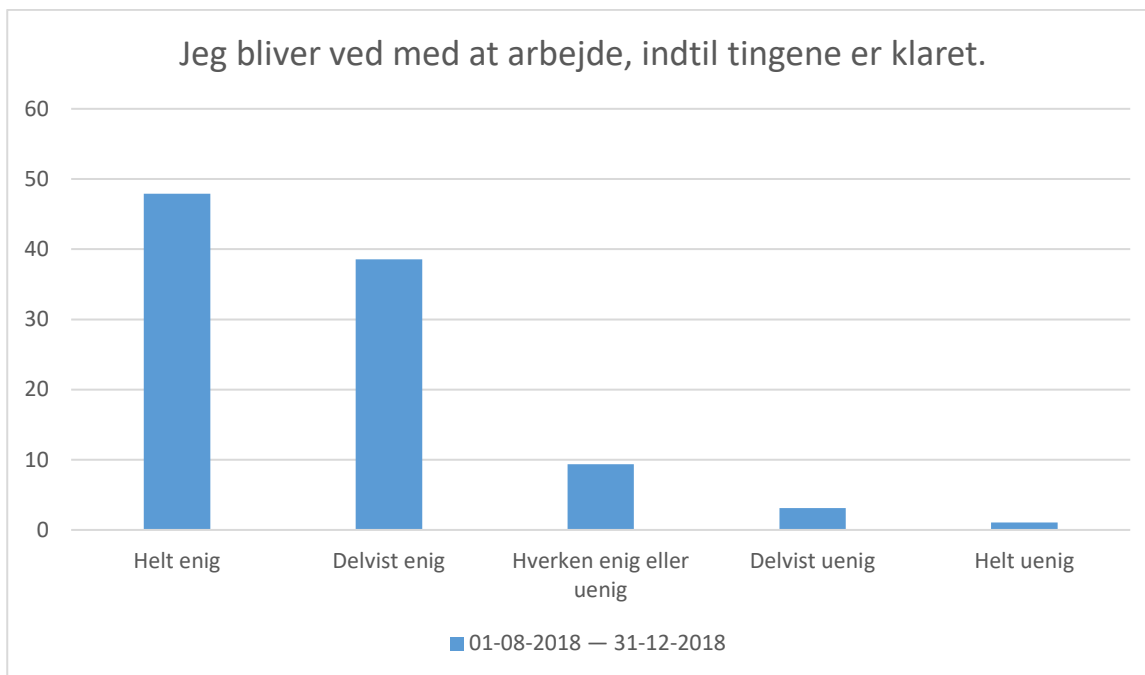
| Svarmulighed             | 01-08-2018 — 31-12-2018: Antal |          | 01-08-2018 — 31-12-2018: Andel (%) |          |
|--------------------------|--------------------------------|----------|------------------------------------|----------|
| Helt enig                | 100                            | 52       | 52                                 | 52       |
| Delvist enig             | 68                             | 35       | 35                                 | 35       |
| Hverken enig eller uenig | 21                             | 11       | 11                                 | 11       |
| Delvist uenig            | 3                              | 2        | 2                                  | 2        |
| <b>Total</b>             | <b>192</b>                     | <b>-</b> | <b>-</b>                           | <b>-</b> |



01-08-2018 — 31-12-2018; Gennemsnit: 4,3, spredning: 0,9

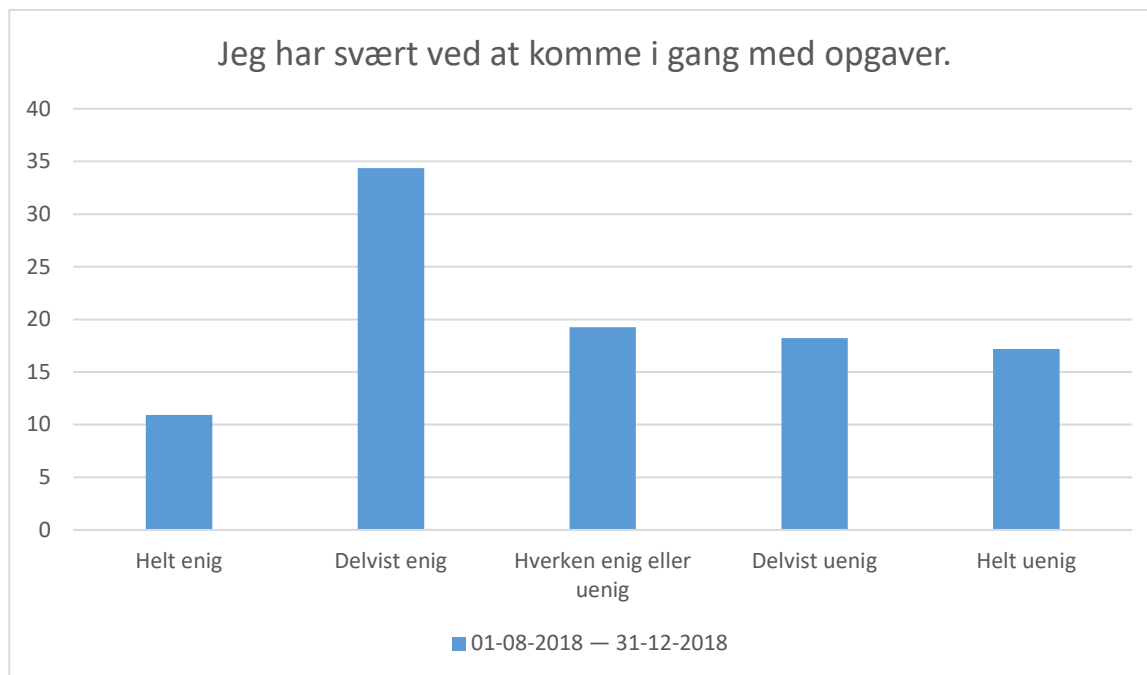
| Svarmulighed             | 01-08-2018 — 31-12-2018: Antal |    | 01-08-2018 — 31-12-2018: Andel (%) |    |
|--------------------------|--------------------------------|----|------------------------------------|----|
| Helt enig                | 109                            | 57 | 57                                 | 57 |
| Delvist enig             | 55                             | 29 | 29                                 | 29 |
| Hverken enig eller uenig | 17                             | 9  | 9                                  | 9  |
| Delvist uenig            | 8                              | 4  | 4                                  | 4  |
| Helt uenig               | 3                              | 2  | 2                                  | 2  |
| Total                    | 192                            | -  | -                                  | -  |





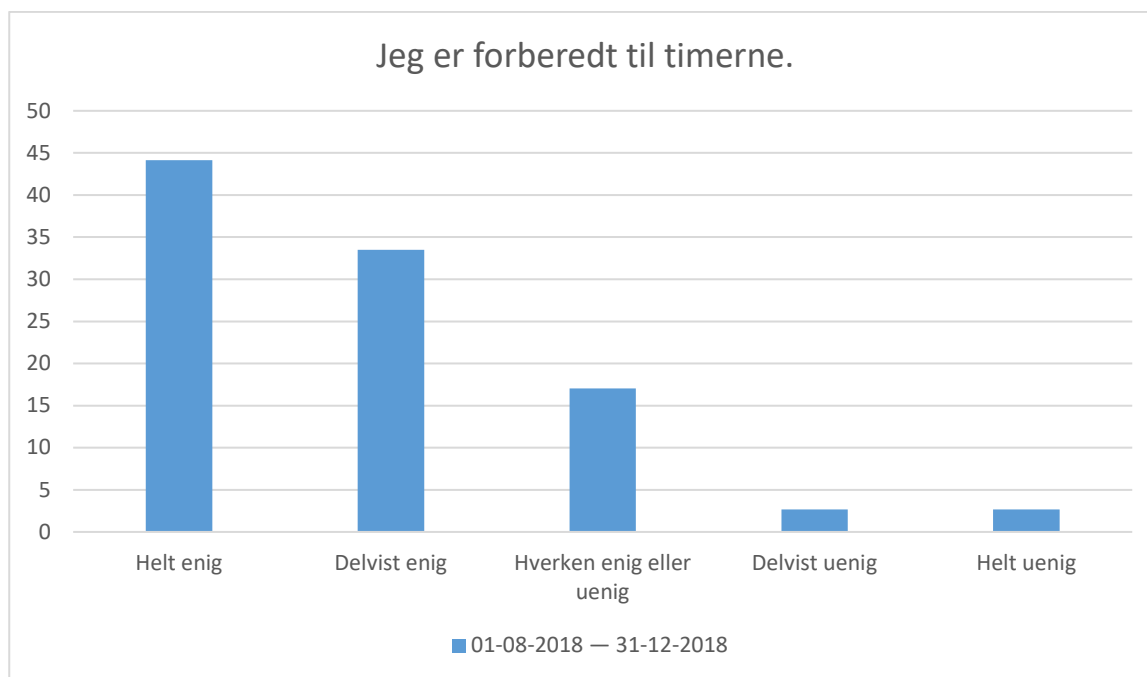
01-08-2018 — 31-12-2018; Gennemsnit: 4,3, spredning: 0,8

| Svarmulighed             | 01-08-2018 — 31-12-2018: Antal |    | 01-08-2018 — 31-12-2018: Andel (%) |    |
|--------------------------|--------------------------------|----|------------------------------------|----|
| Helt enig                | 92                             | 48 | 48                                 | 48 |
| Delvist enig             | 74                             | 39 | 39                                 | 39 |
| Hverken enig eller uenig | 18                             | 9  | 9                                  | 9  |
| Delvist uenig            | 6                              | 3  | 3                                  | 3  |
| Helt uenig               | 2                              | 1  | 1                                  | 1  |
| Total                    | 192                            | -  | -                                  | -  |



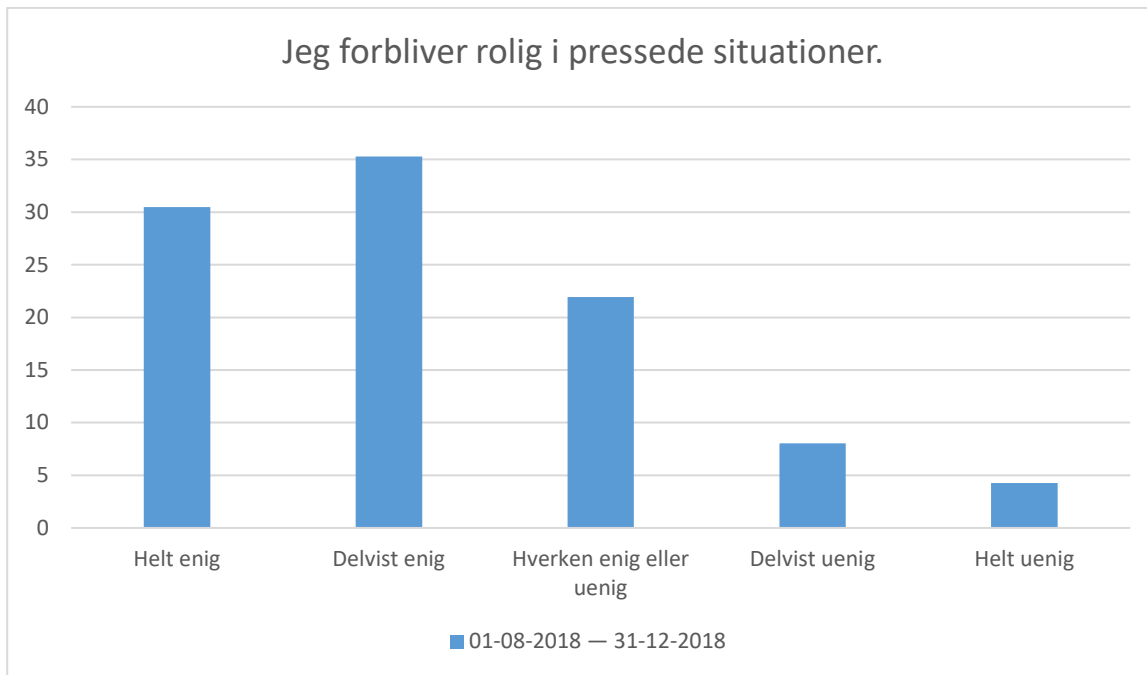
01-08-2018 — 31-12-2018; Gennemsnit: 3, spredning: 1,3

| Svarmulighed             | 01-08-2018 — 31-12-2018: Antal | 01-08-2018 — 31-12-2018: Andel (%) |
|--------------------------|--------------------------------|------------------------------------|
| Helt enig                | 21                             | 11                                 |
| Delvist enig             | 66                             | 34                                 |
| Hverken enig eller uenig | 37                             | 19                                 |
| Delvist uenig            | 35                             | 18                                 |
| Helt uenig               | 33                             | 17                                 |
| Total                    | 192                            | -                                  |



01-08-2018 — 31-12-2018; Gennemsnit: 4,1, spredning: 1

| Svarmulighed             | 01-08-2018 — 31-12-2018: Antal |  | 01-08-2018 — 31-12-2018: Andel (%) |  |
|--------------------------|--------------------------------|--|------------------------------------|--|
| Helt enig                | 83                             |  | 44                                 |  |
| Delvist enig             | 63                             |  | 34                                 |  |
| Hverken enig eller uenig | 32                             |  | 17                                 |  |
| Delvist uenig            | 5                              |  | 3                                  |  |
| Helt uenig               | 5                              |  | 3                                  |  |
| Total                    | 188                            |  | -                                  |  |



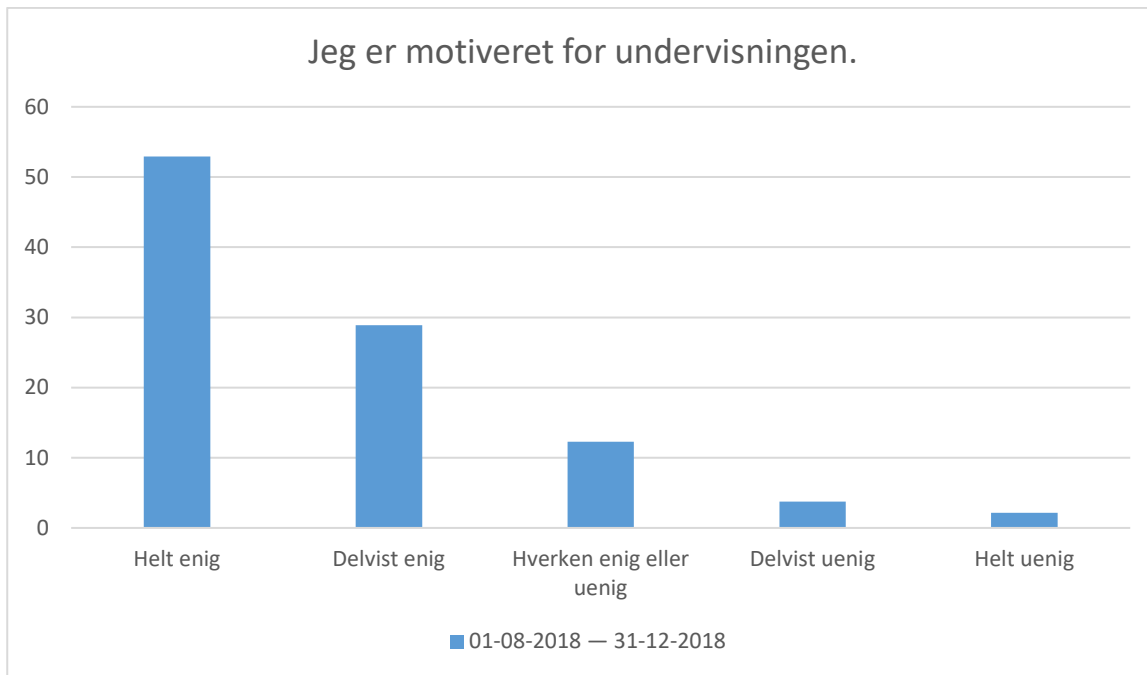
01-08-2018 — 31-12-2018; Gennemsnit: 3,8, spredning: 1,1

| Svarmulighed             | 01-08-2018 — 31-12-2018: Antal | 01-08-2018 — 31-12-2018: Andel (%) |
|--------------------------|--------------------------------|------------------------------------|
| Helt enig                | 57                             | 30                                 |
| Delvist enig             | 66                             | 35                                 |
| Hverken enig eller uenig | 41                             | 22                                 |
| Delvist uenig            | 15                             | 8                                  |
| Helt uenig               | 8                              | 4                                  |
| Total                    | 187                            | -                                  |



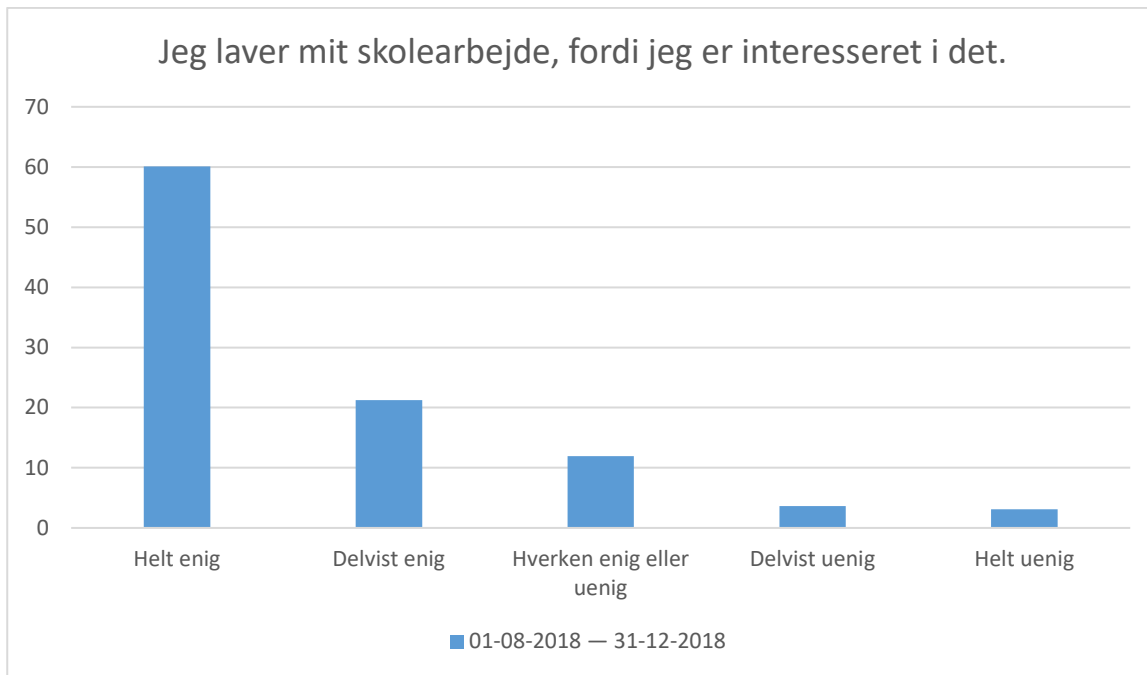
01-08-2018 — 31-12-2018; Gennemsnit: 4,6, spredning: 0,8

| Svarmulighed             | 01-08-2018 — 31-12-2018: Antal |  | 01-08-2018 — 31-12-2018: Andel (%) |  |
|--------------------------|--------------------------------|--|------------------------------------|--|
| Helt enig                | 141                            |  | 73                                 |  |
| Delvist enig             | 31                             |  | 16                                 |  |
| Hverken enig eller uenig | 16                             |  | 8                                  |  |
| Delvist uenig            | 2                              |  | 1                                  |  |
| Helt uenig               | 3                              |  | 2                                  |  |
| Total                    | 193                            |  | -                                  |  |



01-08-2018 — 31-12-2018; Gennemsnit: 4,3, spredning: 1

| Svarmulighed             | 01-08-2018 — 31-12-2018: Antal |    | 01-08-2018 — 31-12-2018: Andel (%) |    |
|--------------------------|--------------------------------|----|------------------------------------|----|
| Helt enig                | 99                             | 53 | 53                                 | 53 |
| Delvist enig             | 54                             | 29 | 29                                 | 29 |
| Hverken enig eller uenig | 23                             | 12 | 12                                 | 12 |
| Delvist uenig            | 7                              | 4  | 4                                  | 4  |
| Helt uenig               | 4                              | 2  | 2                                  | 2  |
| Total                    | 187                            | -  | -                                  | -  |



01-08-2018 — 31-12-2018; Gennemsnit: 4,3, spredning: 1

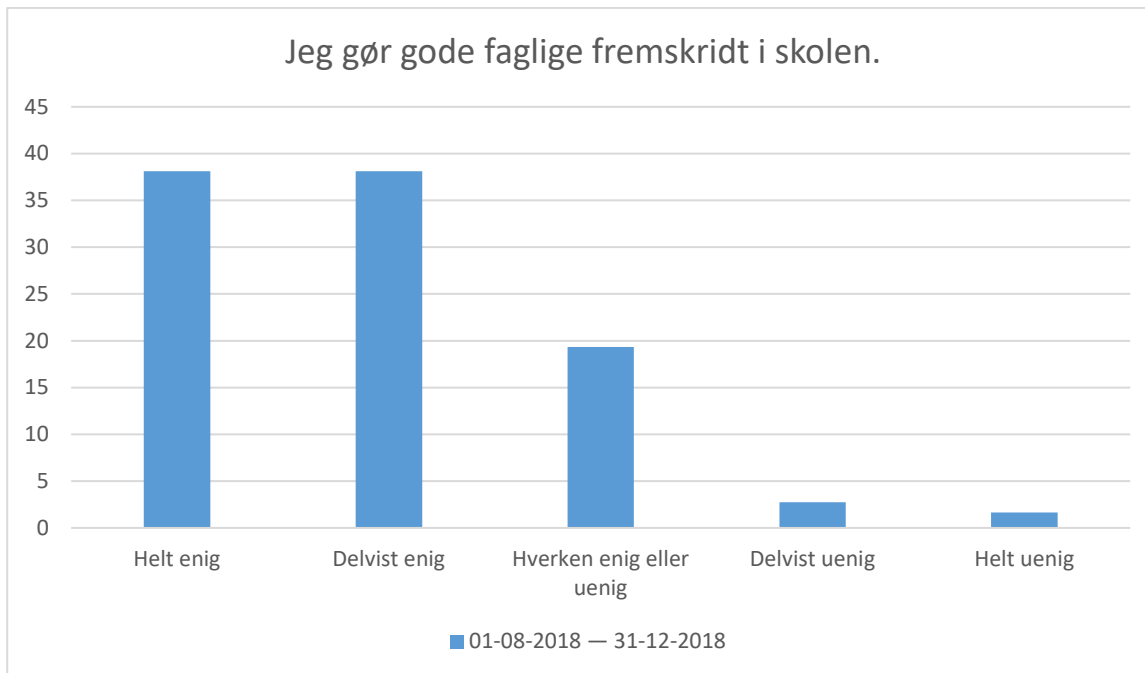
| Svarmulighed             | 01-08-2018 — 31-12-2018: Antal |  | 01-08-2018 — 31-12-2018: Andel (%) |  |
|--------------------------|--------------------------------|--|------------------------------------|--|
| Helt enig                | 116                            |  | 60                                 |  |
| Delvist enig             | 41                             |  | 21                                 |  |
| Hverken enig eller uenig | 23                             |  | 12                                 |  |
| Delvist uenig            | 7                              |  | 4                                  |  |
| Helt uenig               | 6                              |  | 3                                  |  |
| Total                    | 193                            |  | -                                  |  |



01-08-2018 — 31-12-2018; Gennemsnit: 4, spredning: 1,2

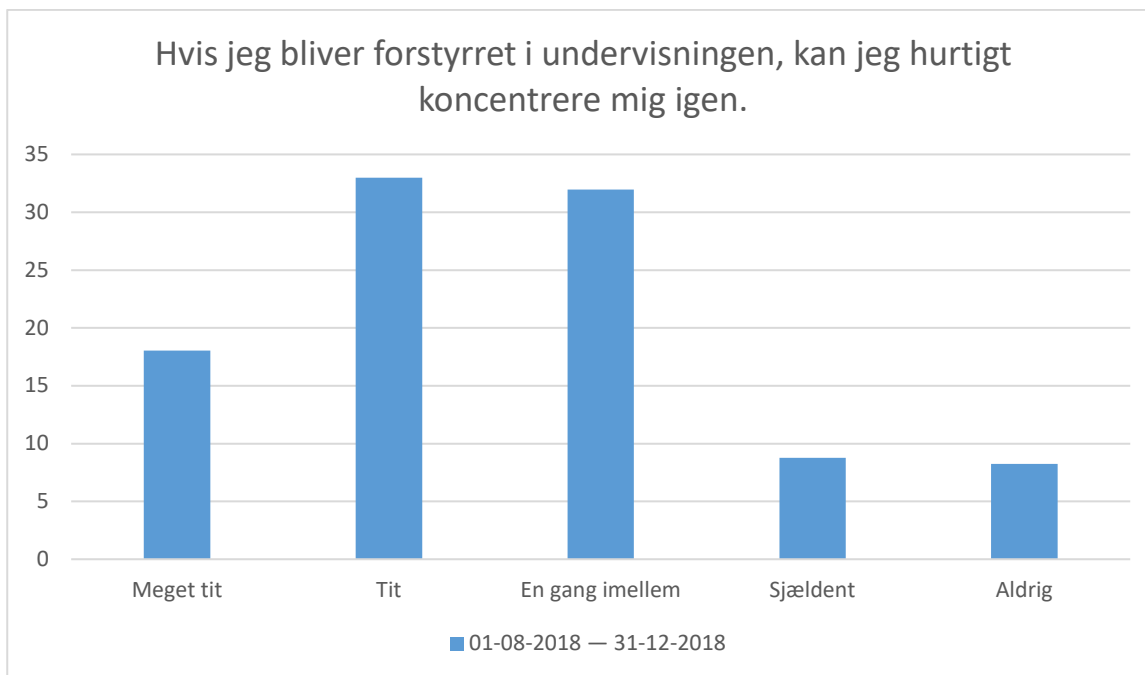
| Svarmulighed             | 01-08-2018 — 31-12-2018: Antal | 01-08-2018 — 31-12-2018: Andel (%) |
|--------------------------|--------------------------------|------------------------------------|
| Helt enig                | 81                             | 43                                 |
| Delvist enig             | 53                             | 28                                 |
| Hverken enig eller uenig | 30                             | 16                                 |
| Delvist uenig            | 14                             | 7                                  |
| Helt uenig               | 9                              | 5                                  |
| Total                    | 187                            | -                                  |





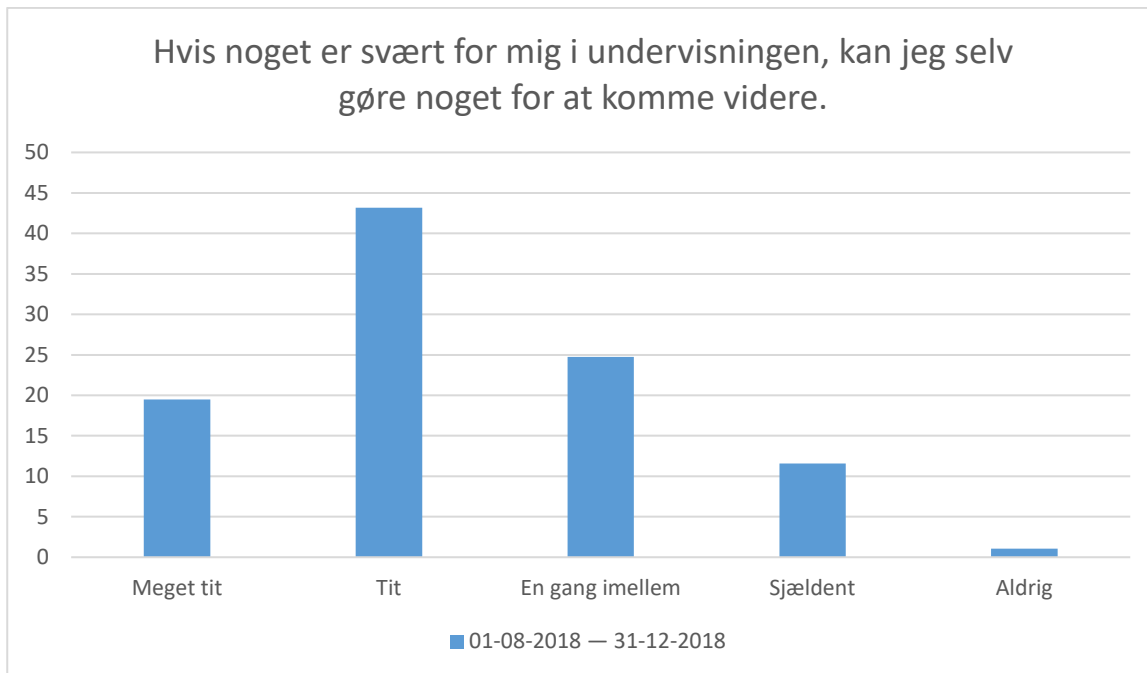
01-08-2018 — 31-12-2018; Gennemsnit: 4,1, spredning: 0,9

| Svarmulighed             | 01-08-2018 — 31-12-2018: Antal | 01-08-2018 — 31-12-2018: Andel (%) |
|--------------------------|--------------------------------|------------------------------------|
| Helt enig                | 69                             | 38                                 |
| Delvist enig             | 69                             | 38                                 |
| Hverken enig eller uenig | 35                             | 19                                 |
| Delvist uenig            | 5                              | 3                                  |
| Helt uenig               | 3                              | 2                                  |
| Total                    | 181                            | -                                  |



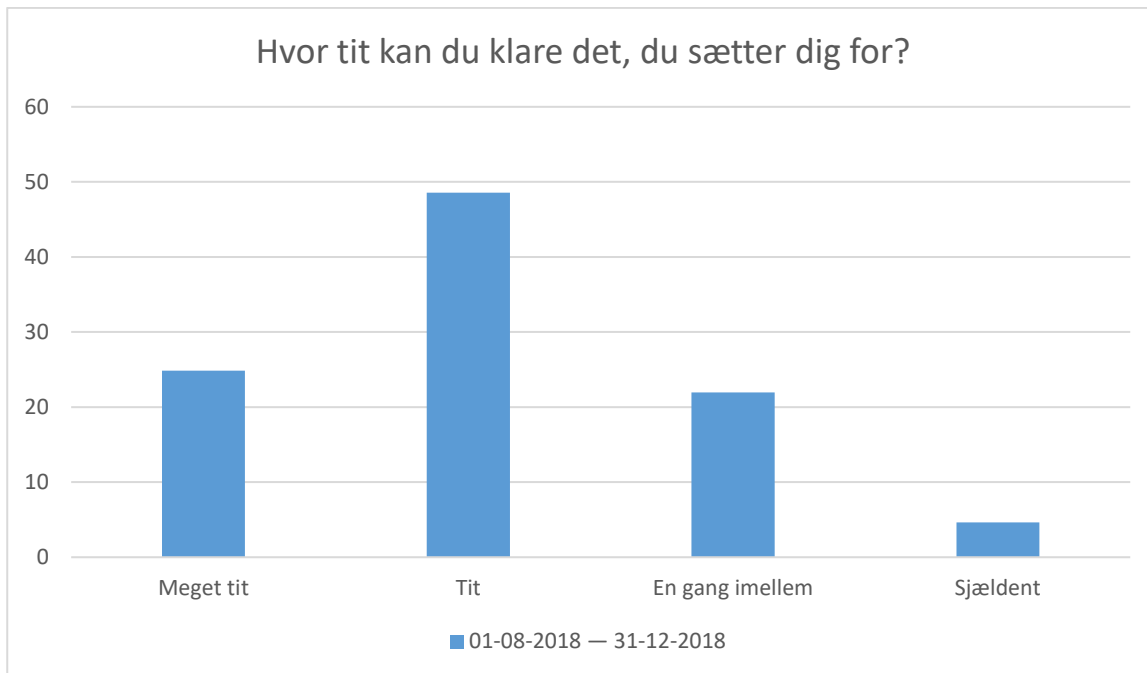
01-08-2018 — 31-12-2018; Gennemsnit: 3,4, spredning: 1,1

| Svarmulighed    | 01-08-2018 — 31-12-2018: Antal | 01-08-2018 — 31-12-2018: Andel (%) |
|-----------------|--------------------------------|------------------------------------|
| Meget tit       | 35                             | 18                                 |
| Tit             | 64                             | 33                                 |
| En gang imellem | 62                             | 32                                 |
| Sjældent        | 17                             | 9                                  |
| Aldrig          | 16                             | 8                                  |
| Total           | 194                            | -                                  |



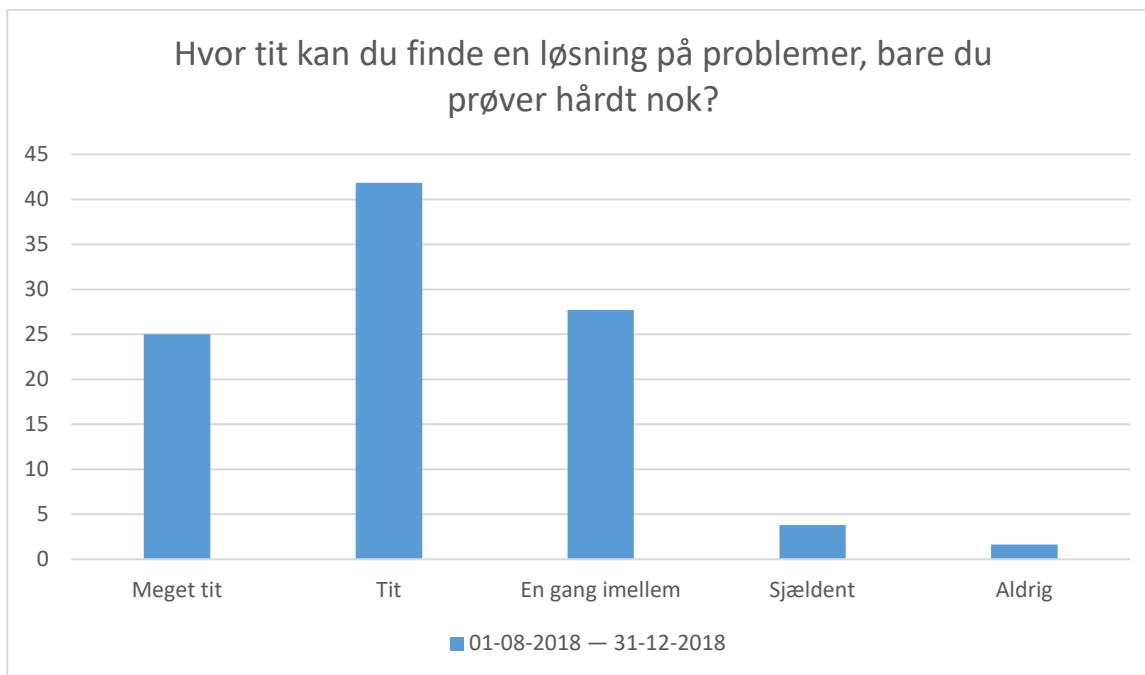
01-08-2018 — 31-12-2018; Gennemsnit: 3,7, spredning: 1

| Svarmulighed    | 01-08-2018 — 31-12-2018: Antal | 01-08-2018 — 31-12-2018: Andel (%) |
|-----------------|--------------------------------|------------------------------------|
| Meget tit       | 37                             | 19                                 |
| Tit             | 82                             | 43                                 |
| En gang imellem | 47                             | 25                                 |
| Sjældent        | 22                             | 12                                 |
| Aldrig          | 2                              | 1                                  |
| Total           | 190                            | -                                  |



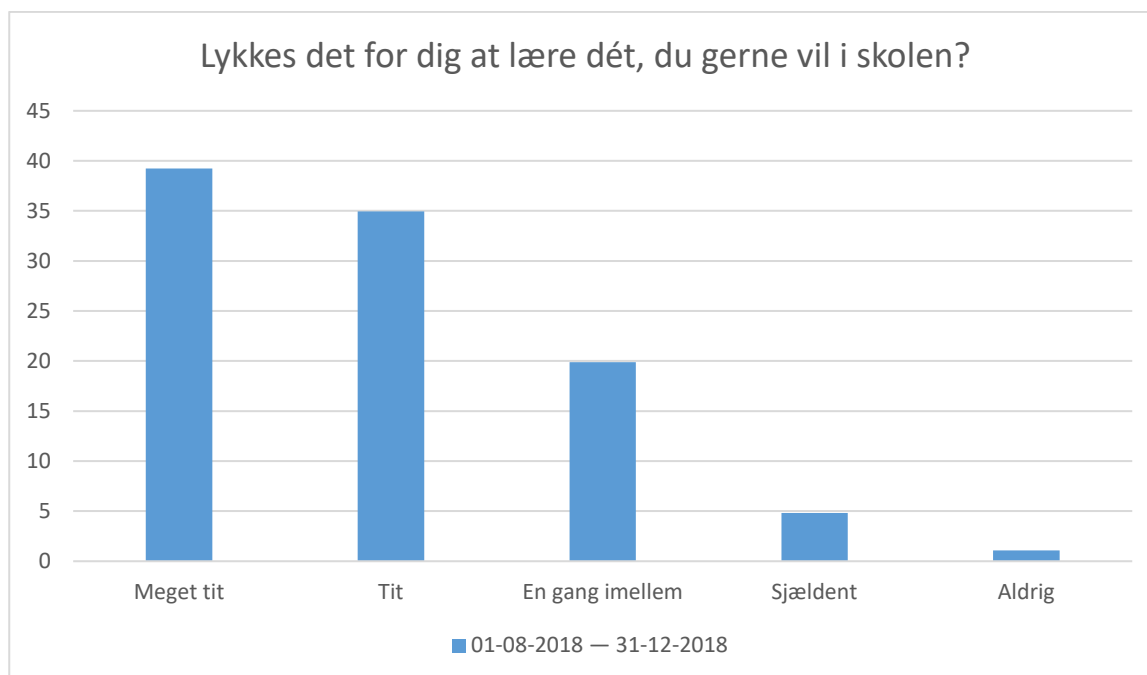
01-08-2018 — 31-12-2018; Gennemsnit: 3,9, spredning: 0,8

| Svarmulighed    | 01-08-2018 — 31-12-2018: Antal | 01-08-2018 — 31-12-2018: Andel (%) |
|-----------------|--------------------------------|------------------------------------|
| Meget tit       | 43                             | 25                                 |
| Tit             | 84                             | 49                                 |
| En gang imellem | 38                             | 22                                 |
| Sjældent        | 8                              | 5                                  |
| Total           | 173                            | -                                  |



01-08-2018 — 31-12-2018; Gennemsnit: 3,8, spredning: 0,9

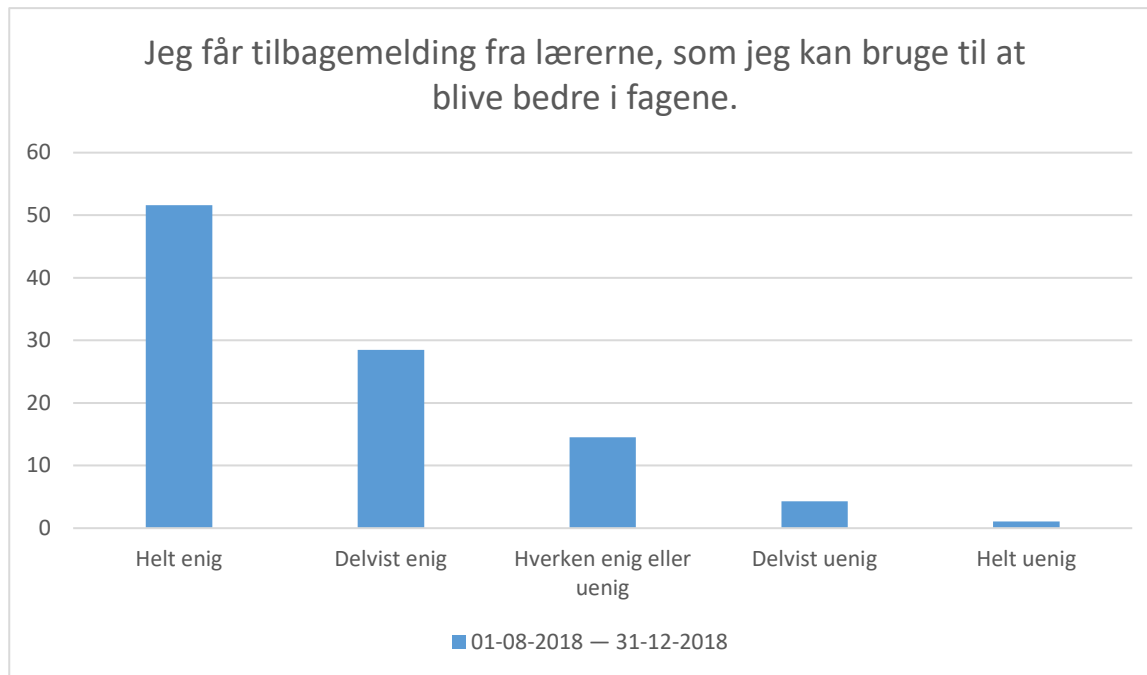
| Svarmulighed    | 01-08-2018 — 31-12-2018: Antal | 01-08-2018 — 31-12-2018: Andel (%) |
|-----------------|--------------------------------|------------------------------------|
| Meget tit       | 46                             | 25                                 |
| Tit             | 77                             | 42                                 |
| En gang imellem | 51                             | 28                                 |
| Sjældent        | 7                              | 4                                  |
| Aldrig          | 3                              | 2                                  |
| Total           | 184                            | -                                  |



01-08-2018 — 31-12-2018; Gennemsnit: 4,1, spredning: 0,9

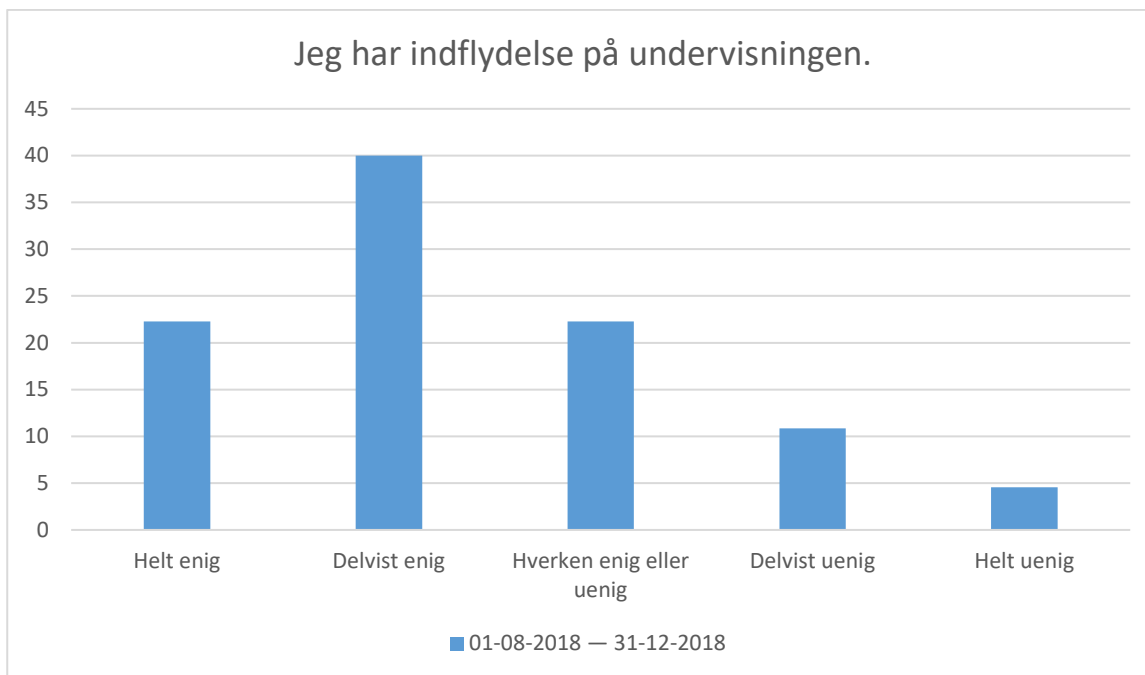
| Svarmulighed    | 01-08-2018 — 31-12-2018: Antal | 01-08-2018 — 31-12-2018: Andel (%) |
|-----------------|--------------------------------|------------------------------------|
| Meget tit       | 73                             | 39                                 |
| Tit             | 65                             | 35                                 |
| En gang imellem | 37                             | 20                                 |
| Sjældent        | 9                              | 5                                  |
| Aldrig          | 2                              | 1                                  |
| Total           | 186                            | -                                  |

## Lærerne og undervisningen



01-08-2018 — 31-12-2018; Gennemsnit: 4,3, spredning: 0,9

| Svarmulighed             | 01-08-2018 — 31-12-2018: Antal | 01-08-2018 — 31-12-2018: Andel (%) |
|--------------------------|--------------------------------|------------------------------------|
| Helt enig                | 96                             | 52                                 |
| Delvist enig             | 53                             | 28                                 |
| Hverken enig eller uenig | 27                             | 15                                 |
| Delvist uenig            | 8                              | 4                                  |
| Helt uenig               | 2                              | 1                                  |
| Total                    | 186                            | -                                  |

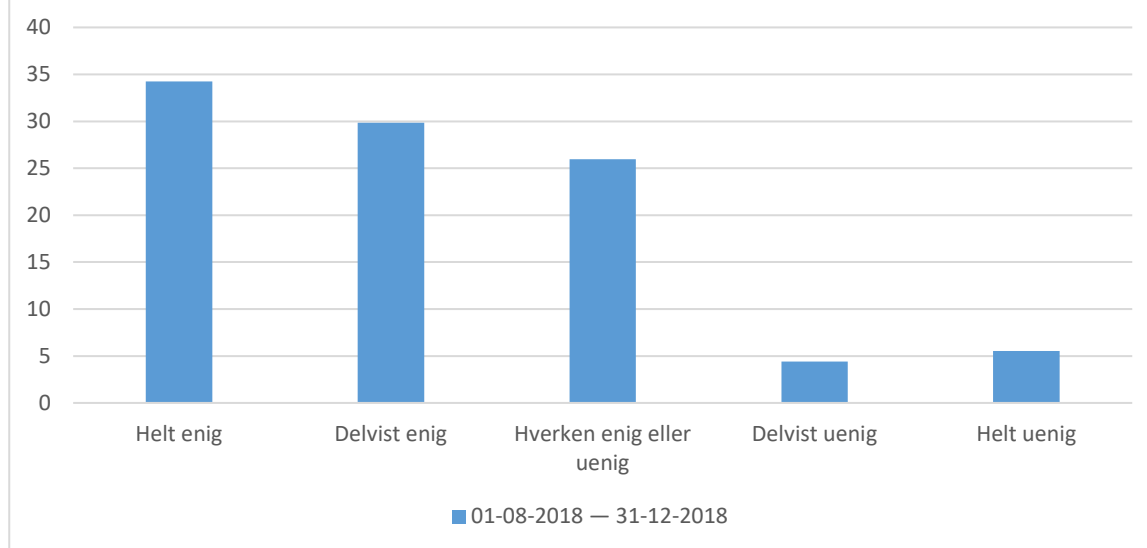


01-08-2018 — 31-12-2018; Gennemsnit: 3,6, spredning: 1,1

| Svarmulighed             | 01-08-2018 — 31-12-2018: Antal |     | 01-08-2018 — 31-12-2018: Andel (%) |    |
|--------------------------|--------------------------------|-----|------------------------------------|----|
| Helt enig                |                                | 39  |                                    | 22 |
| Delvist enig             |                                | 70  |                                    | 40 |
| Hverken enig eller uenig |                                | 39  |                                    | 22 |
| Delvist uenig            |                                | 19  |                                    | 11 |
| Helt uenig               |                                | 8   |                                    | 5  |
| Total                    |                                | 175 |                                    | -  |

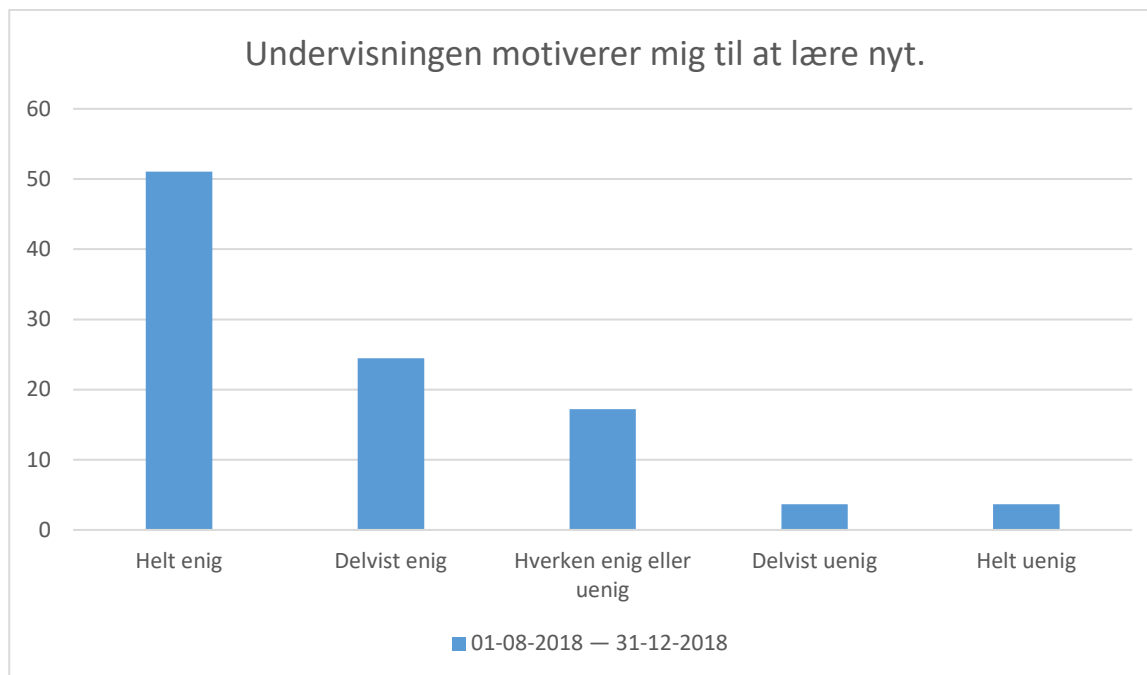


### Lærerne sørger for, at elevernes ideer bliver brugt i undervisningen.



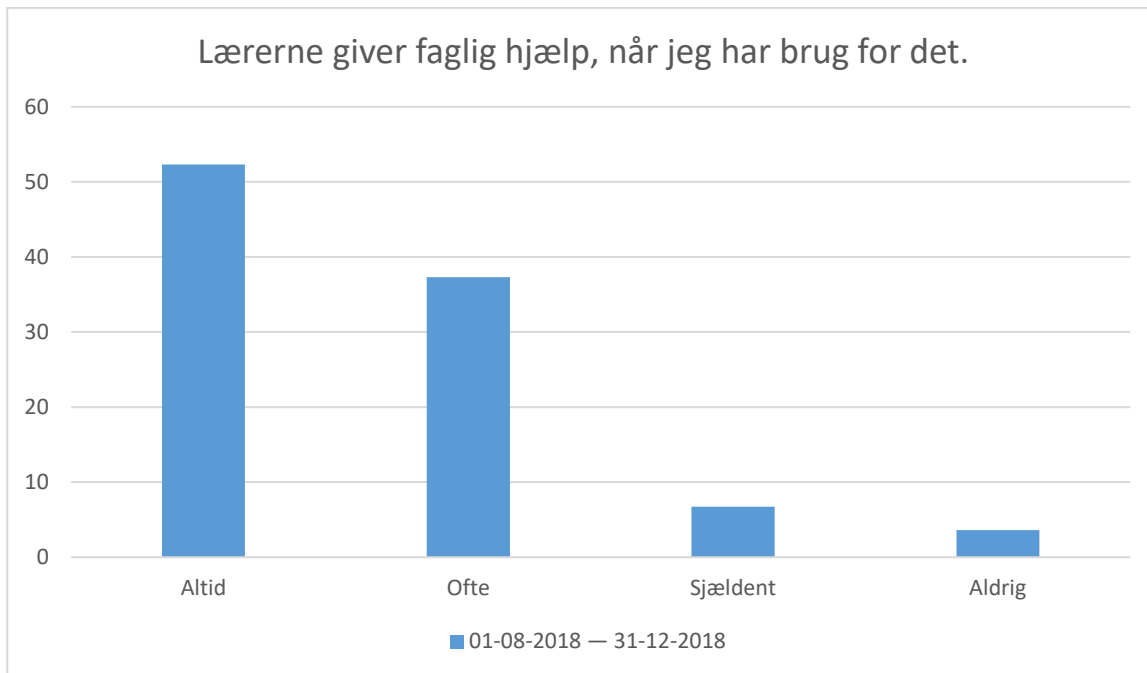
01-08-2018 — 31-12-2018; Gennemsnit: 3,8, spredning: 1,1

| Svarmulighed             | 01-08-2018 — 31-12-2018: Antal | 01-08-2018 — 31-12-2018: Andel (%) |
|--------------------------|--------------------------------|------------------------------------|
| Helt enig                | 62                             | 34                                 |
| Delvist enig             | 54                             | 30                                 |
| Hverken enig eller uenig | 47                             | 26                                 |
| Delvist uenig            | 8                              | 4                                  |
| Helt uenig               | 10                             | 6                                  |
| Total                    | 181                            | -                                  |



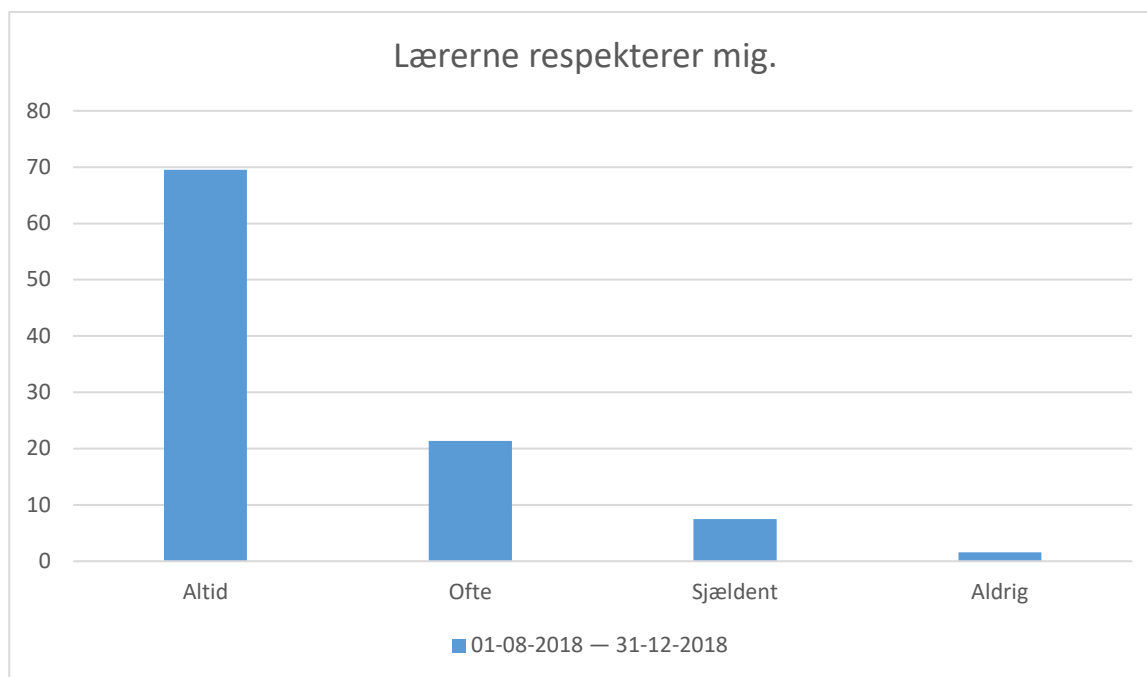
01-08-2018 — 31-12-2018; Gennemsnit: 4,2, spredning: 1,1

| Svarmulighed             | 01-08-2018 — 31-12-2018: Antal |  | 01-08-2018 — 31-12-2018: Andel (%) |  |
|--------------------------|--------------------------------|--|------------------------------------|--|
| Helt enig                | 98                             |  | 51                                 |  |
| Delvist enig             | 47                             |  | 24                                 |  |
| Hverken enig eller uenig | 33                             |  | 17                                 |  |
| Delvist uenig            | 7                              |  | 4                                  |  |
| Helt uenig               | 7                              |  | 4                                  |  |
| Total                    | 192                            |  | -                                  |  |



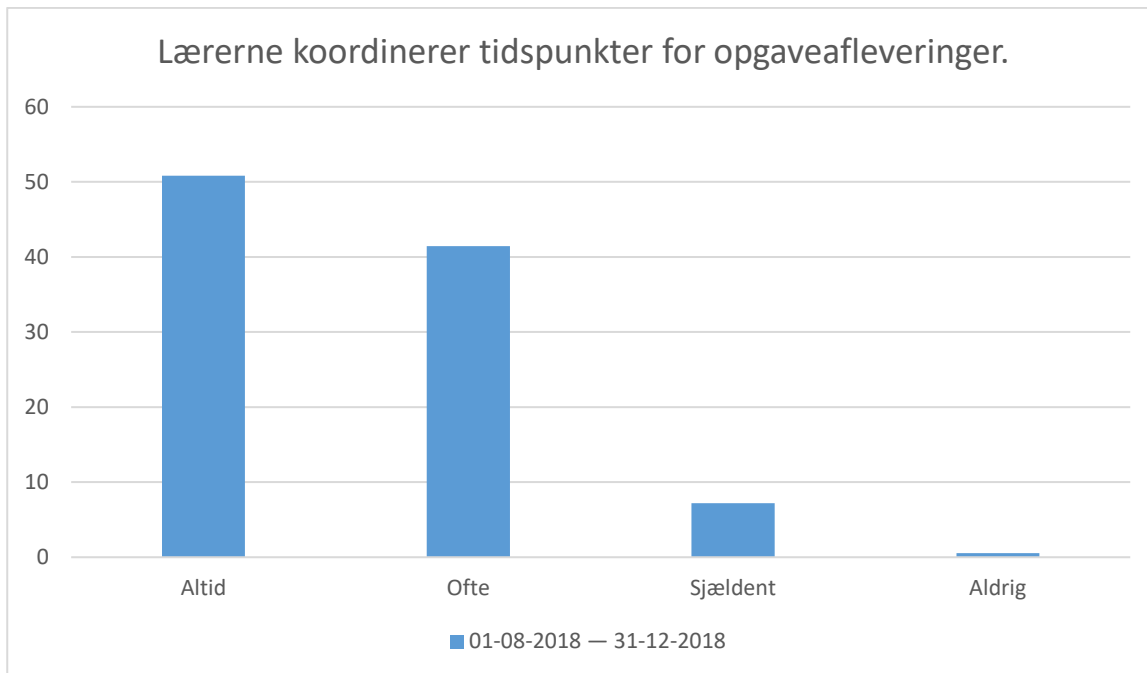
01-08-2018 — 31-12-2018; Gennemsnit: 3,4, spredning: 0,8

| Svarmulighed | 01-08-2018 — 31-12-2018: Antal | 01-08-2018 — 31-12-2018: Andel (%) |
|--------------|--------------------------------|------------------------------------|
| Altid        | 101                            | 52                                 |
| Ofte         | 72                             | 37                                 |
| Sjældent     | 13                             | 7                                  |
| Aldrig       | 7                              | 4                                  |
| Total        | 193                            | -                                  |



01-08-2018 — 31-12-2018; Gennemsnit: 3,6, spredning: 0,7

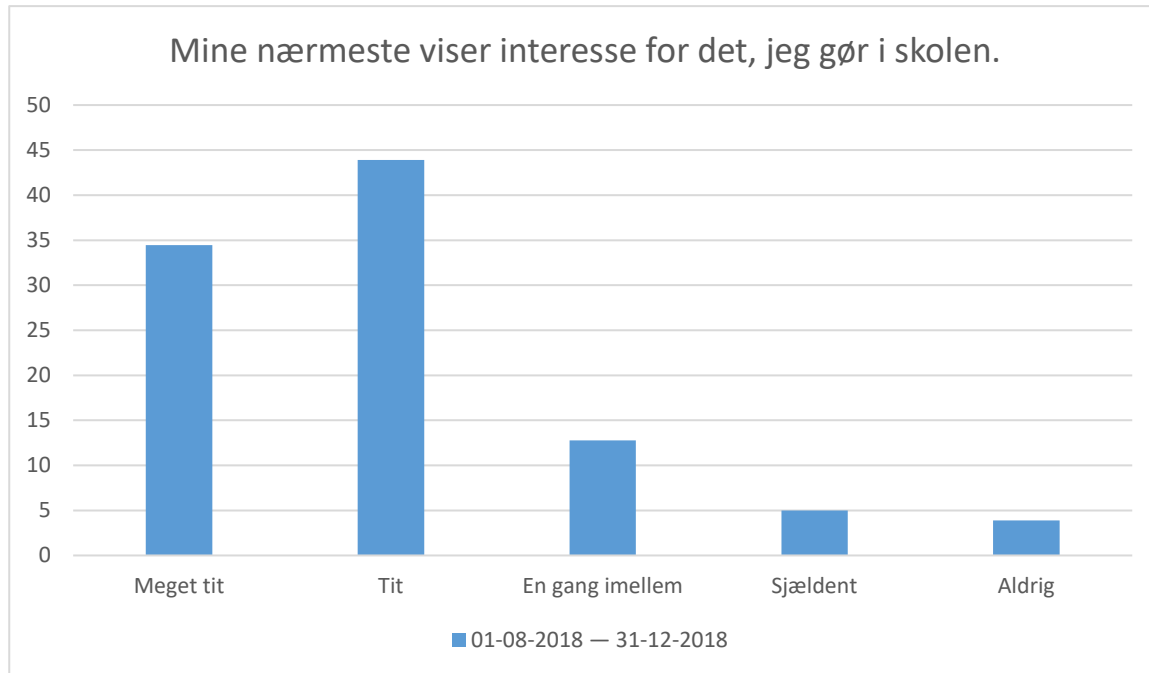
| Svarmulighed | 01-08-2018 — 31-12-2018: Antal | 01-08-2018 — 31-12-2018: Andel (%) |
|--------------|--------------------------------|------------------------------------|
| Altid        | 130                            | 70                                 |
| Ofte         | 40                             | 21                                 |
| Sjældent     | 14                             | 7                                  |
| Aldrig       | 3                              | 2                                  |
| Total        | 187                            | -                                  |



01-08-2018 — 31-12-2018; Gennemsnit: 3,4, spredning: 0,7

| Svarmulighed | 01-08-2018 — 31-12-2018: Antal | 01-08-2018 — 31-12-2018: Andel (%) |
|--------------|--------------------------------|------------------------------------|
| Altid        | 92                             | 51                                 |
| Ofte         | 75                             | 41                                 |
| Sjældent     | 13                             | 7                                  |
| Aldrig       | 1                              | 1                                  |
| <b>Total</b> | <b>181</b>                     | <b>-</b>                           |

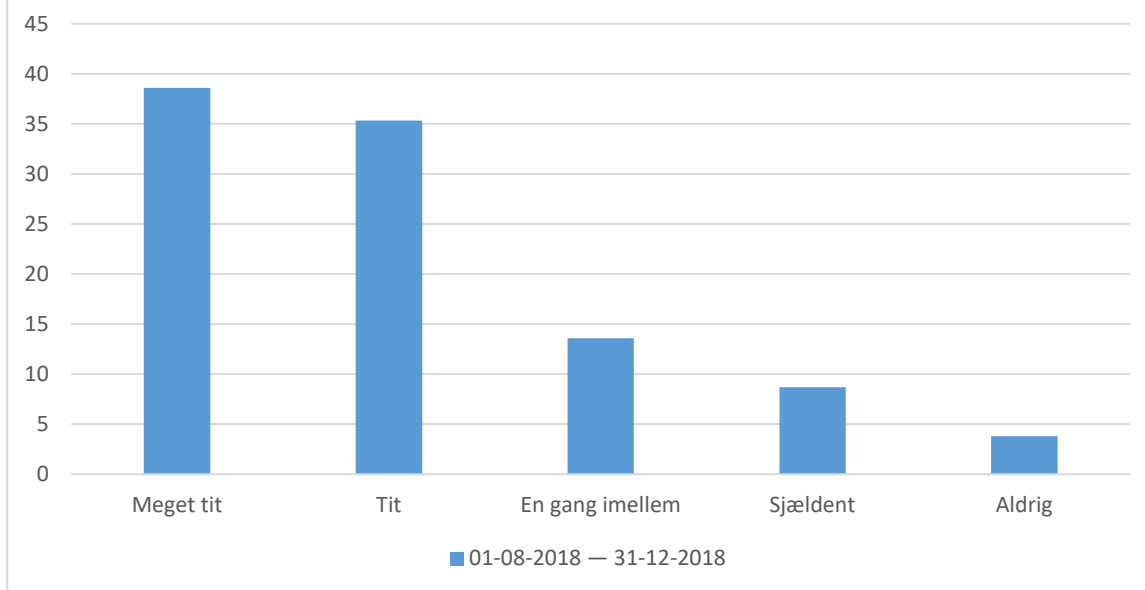
## Mine nærmeste og skolearbejde



01-08-2018 — 31-12-2018; Gennemsnit: 4, spredning: 1

| Svarmulighed    | 01-08-2018 — 31-12-2018: Antal | 01-08-2018 — 31-12-2018: Andel (%) |
|-----------------|--------------------------------|------------------------------------|
| Meget tit       | 62                             | 34                                 |
| Tit             | 79                             | 44                                 |
| En gang imellem | 23                             | 13                                 |
| Sjældent        | 9                              | 5                                  |
| Aldrig          | 7                              | 4                                  |
| Total           | 180                            | -                                  |

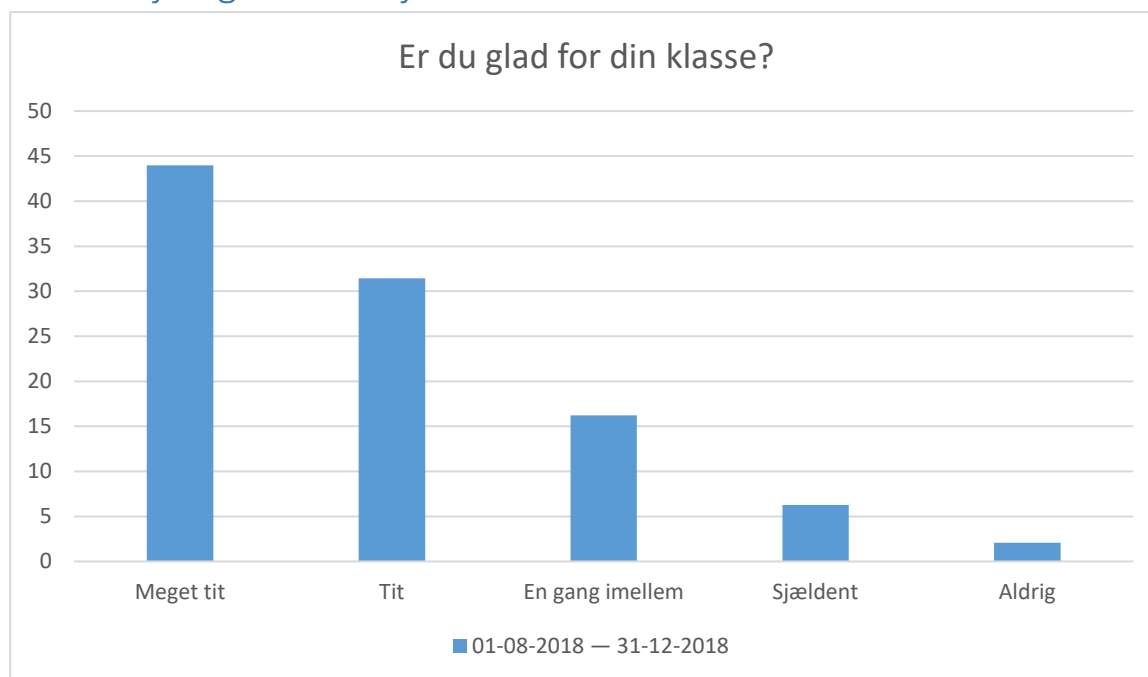
### Mine nærmeste opmuntrer mig til skolearbejde.



01-08-2018 — 31-12-2018; Gennemsnit: 4, spredning: 1,1

| Svarmulighed    | 01-08-2018 — 31-12-2018: Antal | 01-08-2018 — 31-12-2018: Andel (%) |
|-----------------|--------------------------------|------------------------------------|
| Meget tit       | 71                             | 39                                 |
| Tit             | 65                             | 35                                 |
| En gang imellem | 25                             | 14                                 |
| Sjældent        | 16                             | 9                                  |
| Aldrig          | 7                              | 4                                  |
| Total           | 184                            | -                                  |

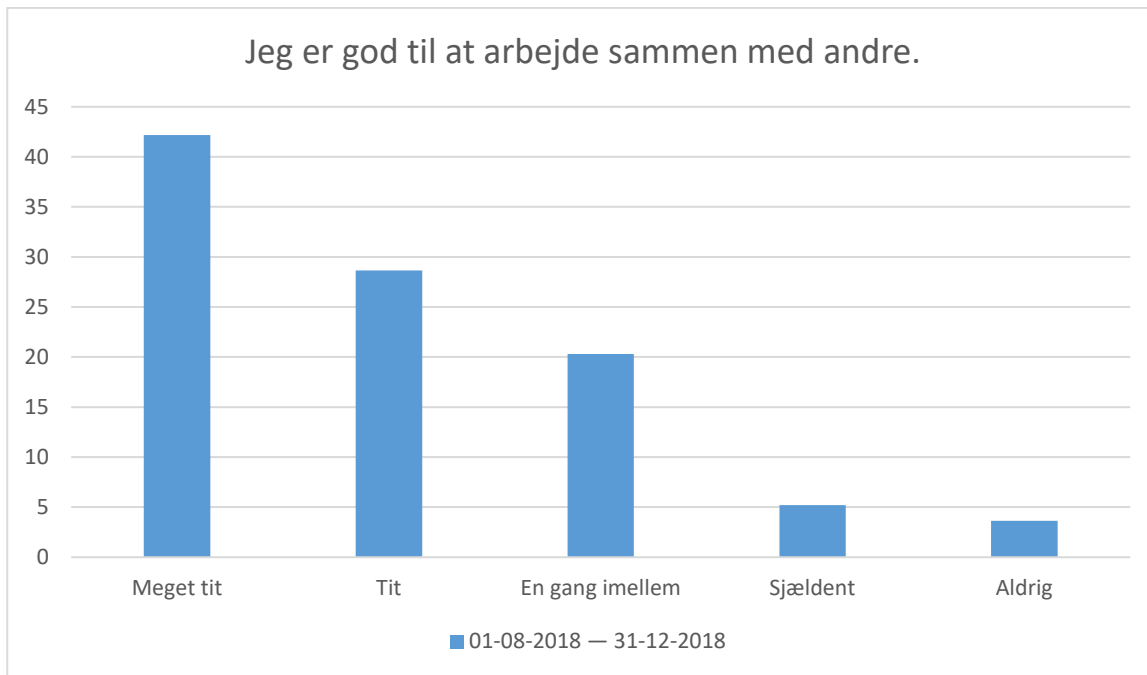
## Skolemiljø og klassemiljø



01-08-2018 — 31-12-2018; Gennemsnit: 4,1, spredning: 1

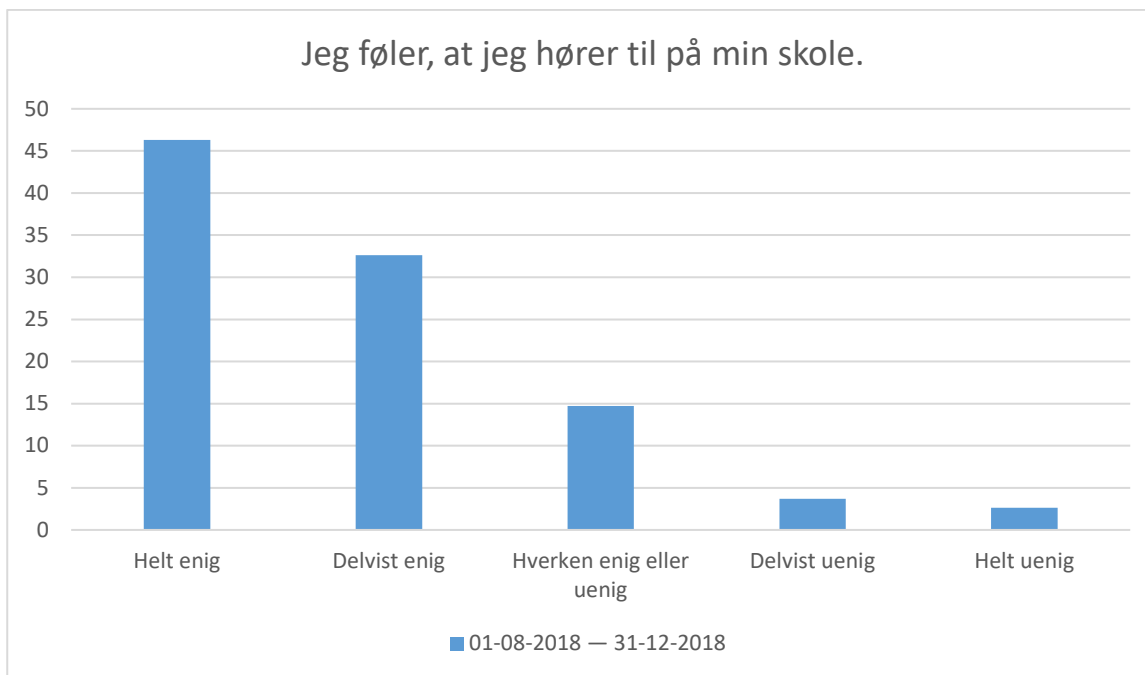
| Svarmulighed    | 01-08-2018 — 31-12-2018: Antal | 01-08-2018 — 31-12-2018: Andel (%) |
|-----------------|--------------------------------|------------------------------------|
| Meget tit       | 84                             | 44                                 |
| Tit             | 60                             | 31                                 |
| En gang imellem | 31                             | 16                                 |
| Sjældent        | 12                             | 6                                  |
| Aldrig          | 4                              | 2                                  |
| Total           | 191                            | -                                  |





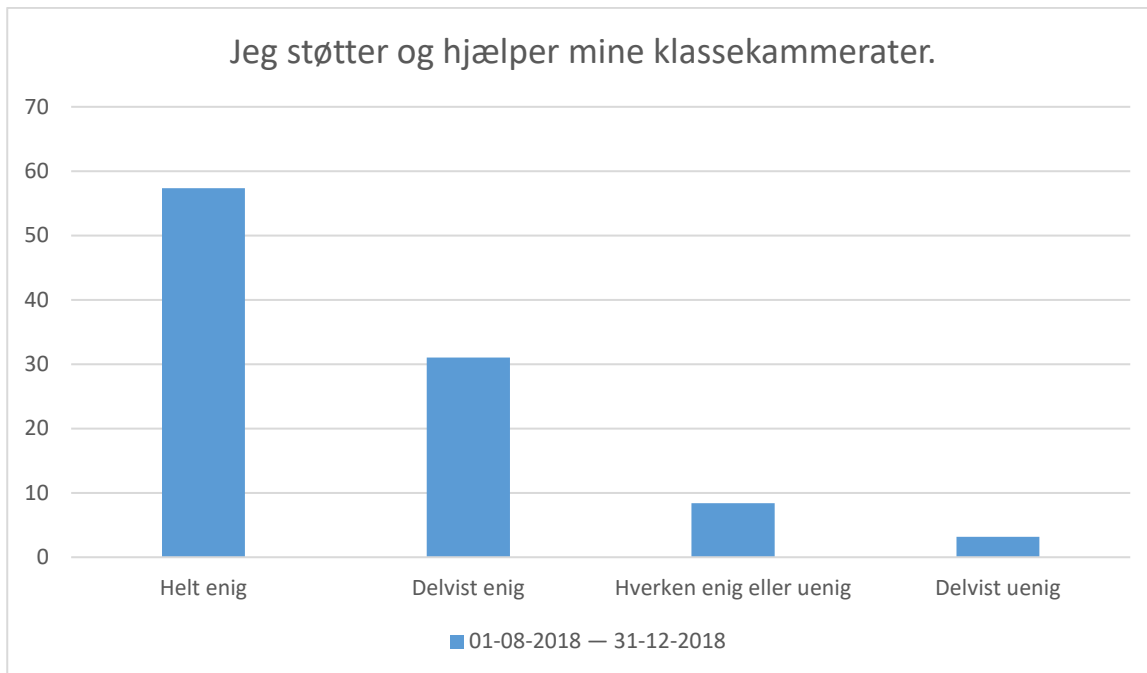
01-08-2018 — 31-12-2018; Gennemsnit: 4, spredning: 1,1

| Svarmulighed    | 01-08-2018 — 31-12-2018: Antal | 01-08-2018 — 31-12-2018: Andel (%) |
|-----------------|--------------------------------|------------------------------------|
| Meget tit       | 81                             | 42                                 |
| Tit             | 55                             | 29                                 |
| En gang imellem | 39                             | 20                                 |
| Sjældent        | 10                             | 5                                  |
| Aldrig          | 7                              | 4                                  |
| Total           | 192                            | -                                  |



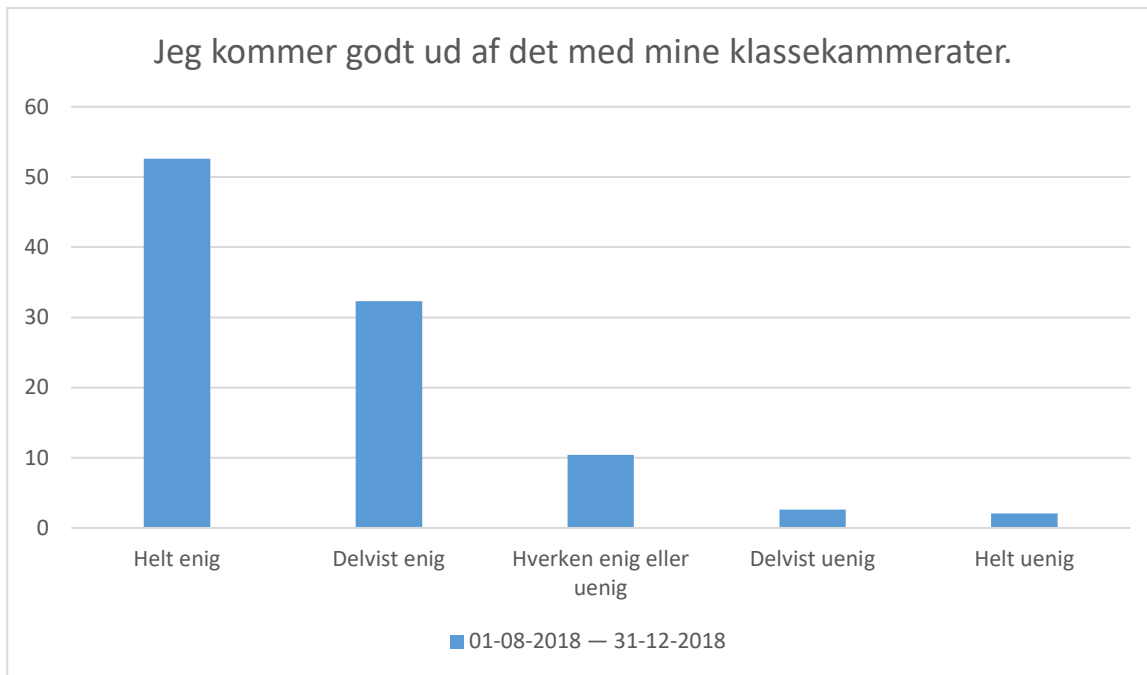
01-08-2018 — 31-12-2018; Gennemsnit: 4,2, spredning: 1

| Svarmulighed             | 01-08-2018 — 31-12-2018: Antal | 01-08-2018 — 31-12-2018: Andel (%) |
|--------------------------|--------------------------------|------------------------------------|
| Helt enig                | 88                             | 46                                 |
| Delvist enig             | 62                             | 33                                 |
| Hverken enig eller uenig | 28                             | 15                                 |
| Delvist uenig            | 7                              | 4                                  |
| Helt uenig               | 5                              | 3                                  |
| Total                    | 190                            | -                                  |



01-08-2018 — 31-12-2018; Gennemsnit: 4,4, spredning: 0,8

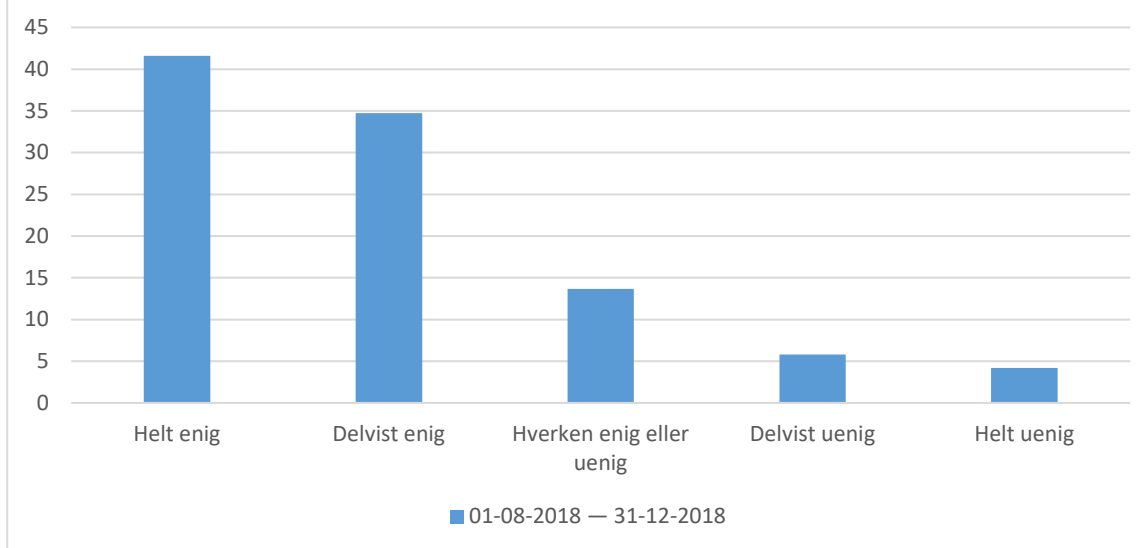
| Svarmulighed             | 01-08-2018 — 31-12-2018: Antal |    | 01-08-2018 — 31-12-2018: Andel (%) |    |
|--------------------------|--------------------------------|----|------------------------------------|----|
| Helt enig                | 109                            | 57 | 57                                 | 57 |
| Deltvist enig            | 59                             | 31 | 31                                 | 31 |
| Hverken enig eller uenig | 16                             | 8  | 8                                  | 8  |
| Deltvist uenig           | 6                              | 3  | 3                                  | 3  |
| Total                    | 190                            | -  | -                                  | -  |



01-08-2018 — 31-12-2018; Gennemsnit: 4,3, spredning: 0,9

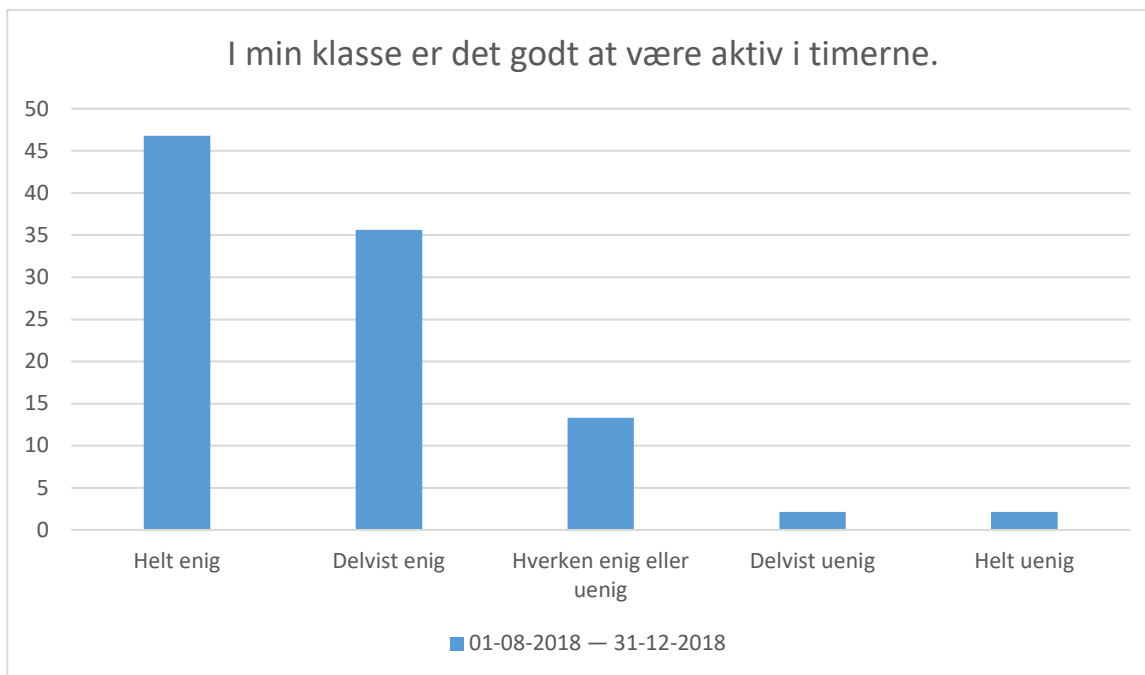
| Svarmulighed             | 01-08-2018 — 31-12-2018: Antal |     | 01-08-2018 — 31-12-2018: Andel (%) |    |
|--------------------------|--------------------------------|-----|------------------------------------|----|
| Helt enig                | 101                            | 62  | 53                                 | 32 |
| Delvist enig             | 62                             | 20  | 32                                 | 10 |
| Hverken enig eller uenig | 20                             | 5   | 10                                 | 3  |
| Delvist uenig            | 5                              | 4   | 3                                  | 2  |
| Helt uenig               | 4                              | 192 | 2                                  | -  |
| Total                    | 192                            |     |                                    |    |

Stemningen i min klasse er præget af forståelse og respekt for hinanden.



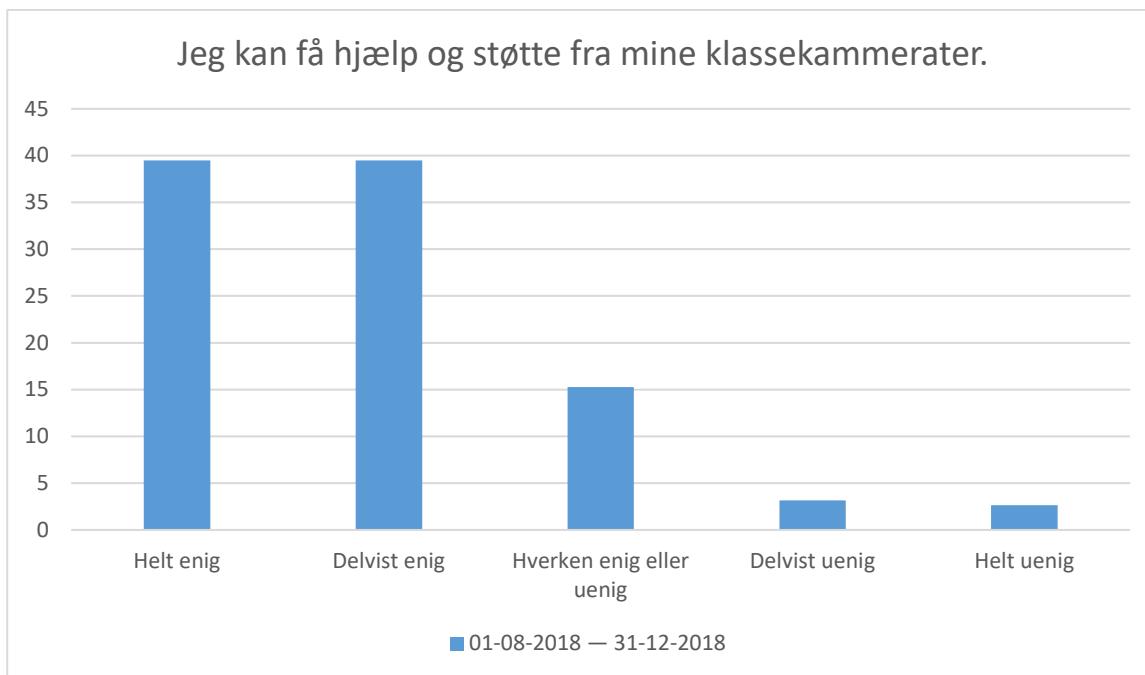
01-08-2018 — 31-12-2018; Gennemsnit: 4, spredning: 1,1

| Svarmulighed             | 01-08-2018 — 31-12-2018: Antal | 01-08-2018 — 31-12-2018: Andel (%) |
|--------------------------|--------------------------------|------------------------------------|
| Helt enig                | 79                             | 42                                 |
| Delvist enig             | 66                             | 35                                 |
| Hverken enig eller uenig | 26                             | 14                                 |
| Delvist uenig            | 11                             | 6                                  |
| Helt uenig               | 8                              | 4                                  |
| Total                    | 190                            | -                                  |



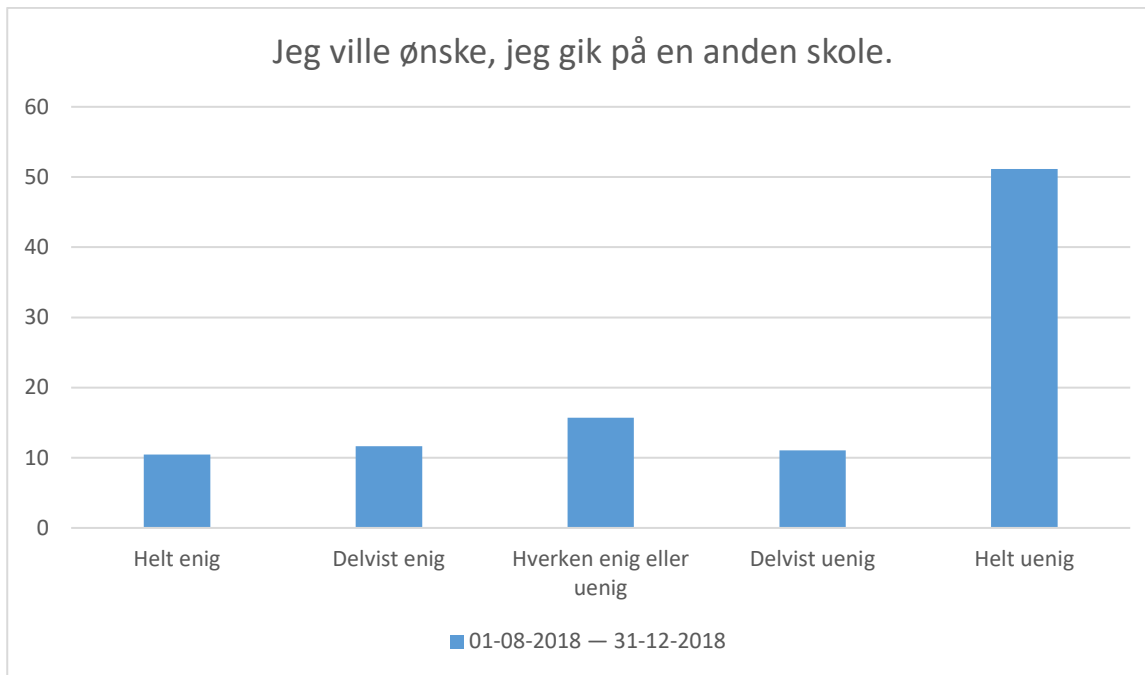
01-08-2018 — 31-12-2018; Gennemsnit: 4,2, spredning: 0,9

| Svarmulighed             | 01-08-2018 — 31-12-2018: Antal | 01-08-2018 — 31-12-2018: Andel (%) |
|--------------------------|--------------------------------|------------------------------------|
| Helt enig                | 88                             | 47                                 |
| Delvist enig             | 67                             | 36                                 |
| Hverken enig eller uenig | 25                             | 13                                 |
| Delvist uenig            | 4                              | 2                                  |
| Helt uenig               | 4                              | 2                                  |
| Total                    | 188                            | -                                  |



01-08-2018 — 31-12-2018; Gennemsnit: 4,1, spredning: 1

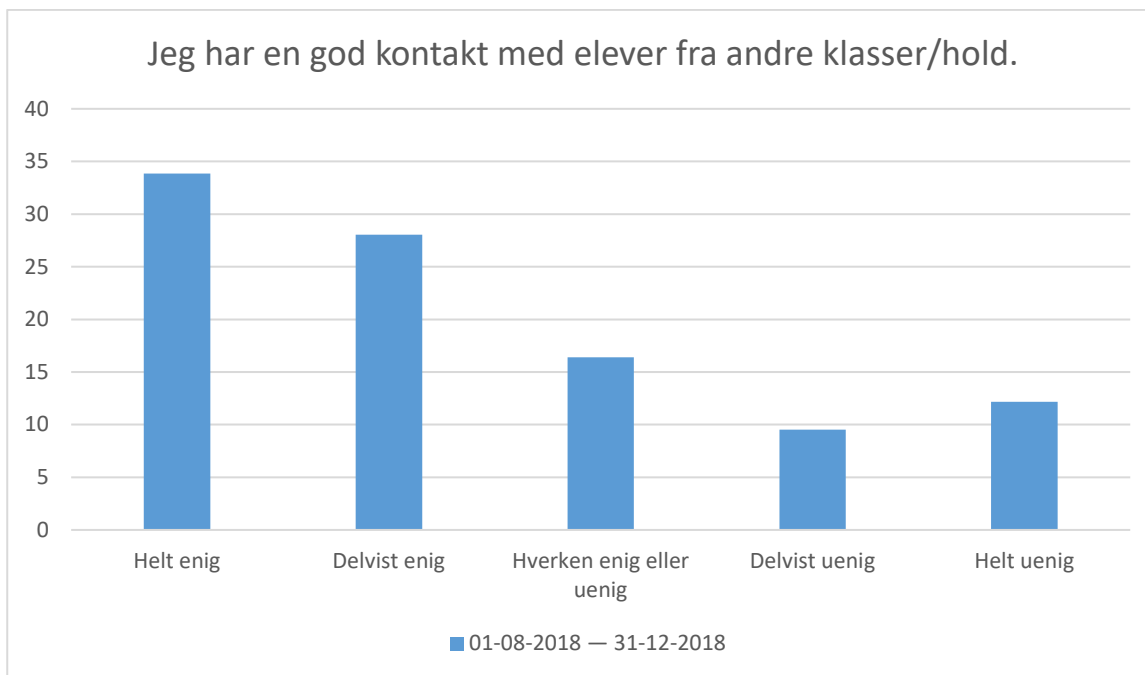
| Svarmulighed             | 01-08-2018 — 31-12-2018: Antal | 01-08-2018 — 31-12-2018: Andel (%) |
|--------------------------|--------------------------------|------------------------------------|
| Helt enig                | 75                             | 39                                 |
| Delvist enig             | 75                             | 39                                 |
| Hverken enig eller uenig | 29                             | 15                                 |
| Delvist uenig            | 6                              | 3                                  |
| Helt uenig               | 5                              | 3                                  |
| Total                    | 190                            | -                                  |



01-08-2018 — 31-12-2018; Gennemsnit: 2,2, spredning: 1,4

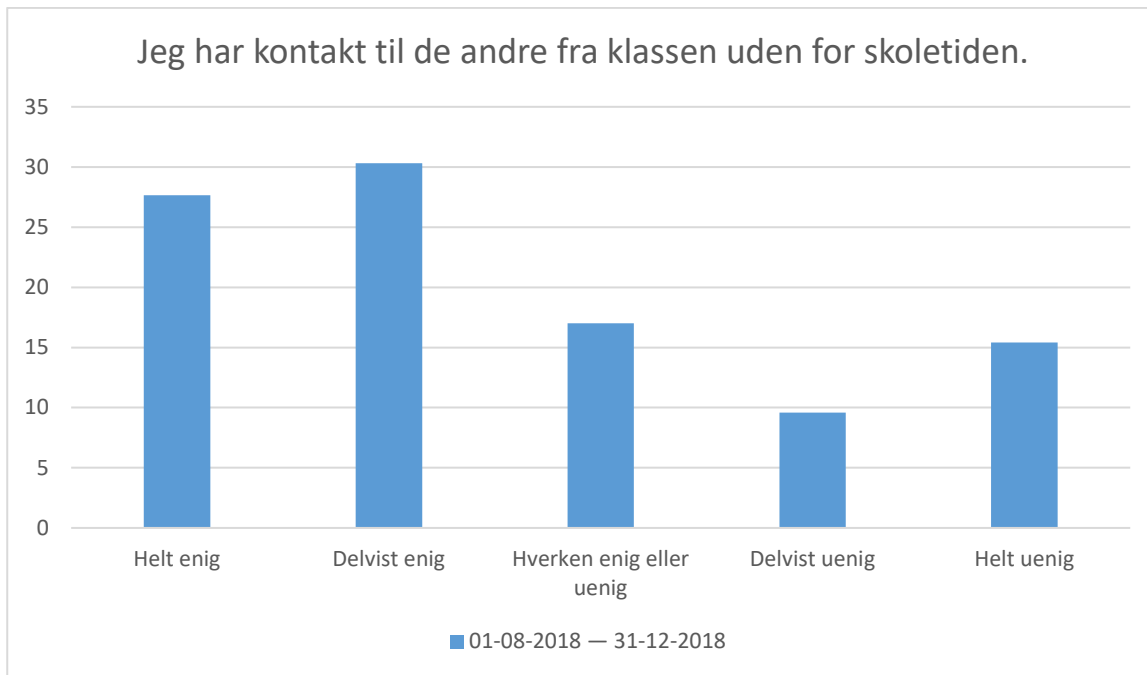
| Svarmulighed             | 01-08-2018 — 31-12-2018: Antal |     | 01-08-2018 — 31-12-2018: Andel (%) |    |
|--------------------------|--------------------------------|-----|------------------------------------|----|
| Helt enig                |                                | 18  |                                    | 10 |
| Delvist enig             |                                | 20  |                                    | 12 |
| Hverken enig eller uenig |                                | 27  |                                    | 16 |
| Delvist uenig            |                                | 19  |                                    | 11 |
| Helt uenig               |                                | 88  |                                    | 51 |
| Total                    |                                | 172 |                                    | -  |





01-08-2018 — 31-12-2018; Gennemsnit: 3,6, spredning: 1,4

| Svarmulighed             | 01-08-2018 — 31-12-2018: Antal | 01-08-2018 — 31-12-2018: Andel (%) |
|--------------------------|--------------------------------|------------------------------------|
| Helt enig                | 64                             | 34                                 |
| Delvist enig             | 53                             | 28                                 |
| Hverken enig eller uenig | 31                             | 16                                 |
| Delvist uenig            | 18                             | 10                                 |
| Helt uenig               | 23                             | 12                                 |
| Total                    | 189                            | -                                  |



01-08-2018 — 31-12-2018; Gennemsnit: 3,5, spredning: 1,4

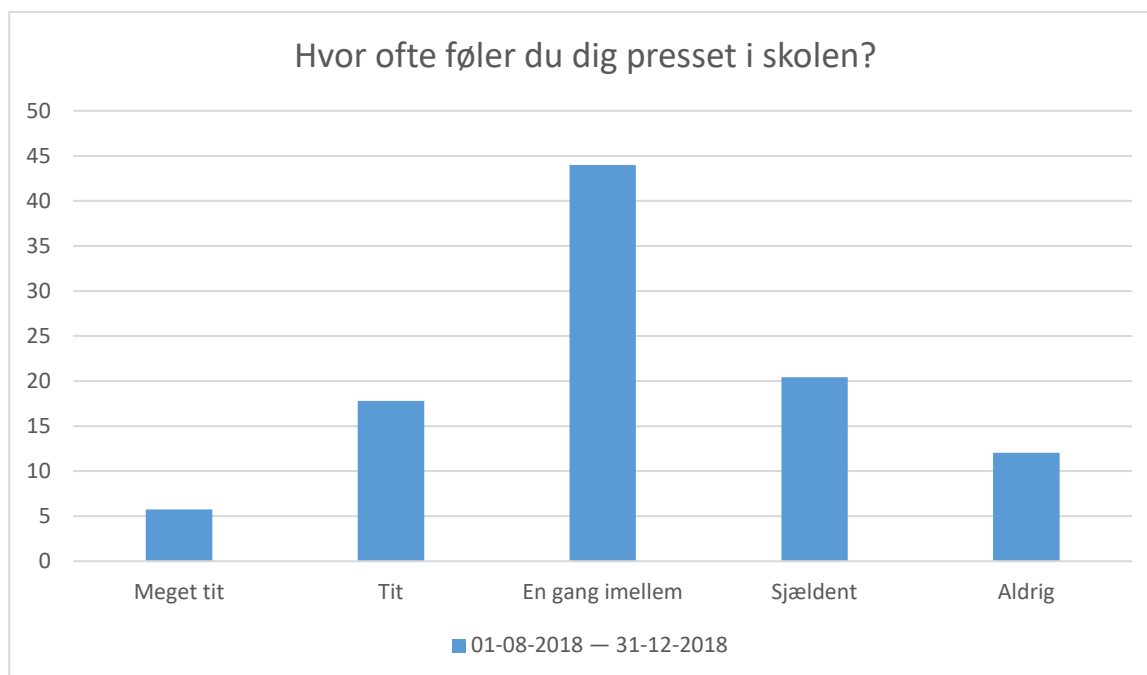
| Svarmulighed             | 01-08-2018 — 31-12-2018: Antal |    | 01-08-2018 — 31-12-2018: Andel (%) |   |
|--------------------------|--------------------------------|----|------------------------------------|---|
| Helt enig                | 52                             | 28 | 28                                 |   |
| Delvist enig             | 57                             | 30 | 30                                 |   |
| Hverken enig eller uenig | 32                             | 17 | 17                                 |   |
| Delvist uenig            | 18                             | 10 | 10                                 |   |
| Helt uenig               | 29                             | 15 | 15                                 |   |
| Total                    | 188                            | -  | -                                  | - |

## Psykisk miljø



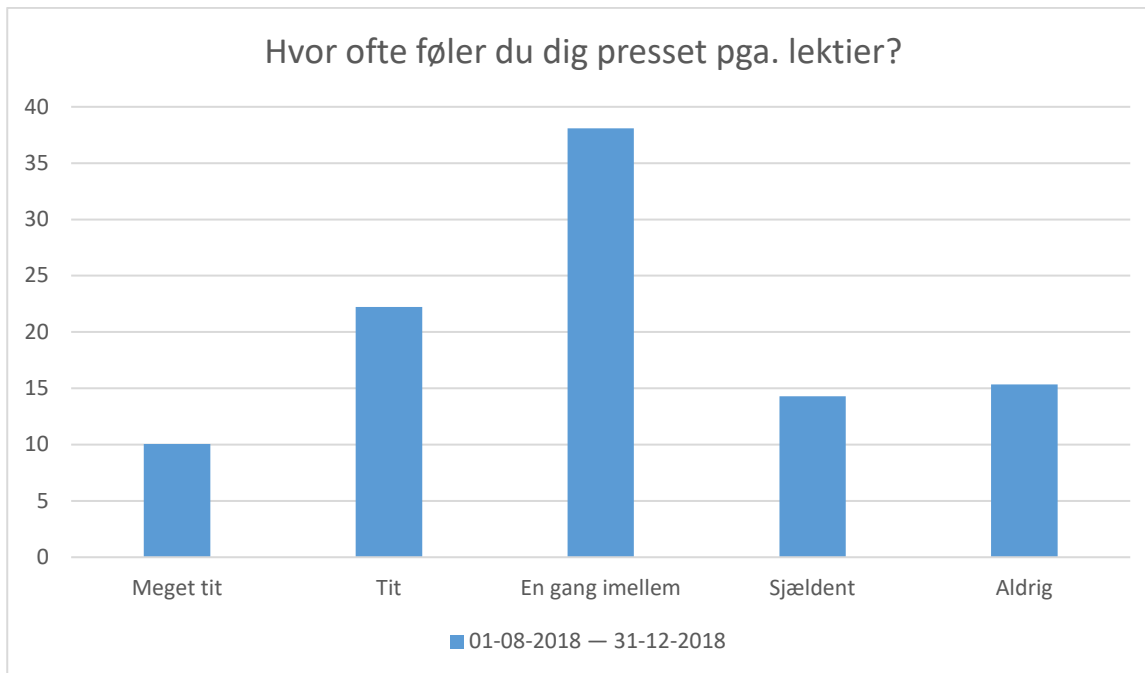
01-08-2018 — 31-12-2018; Gennemsnit: 1,8, spredning: 1,2

| Svarmulighed             | 01-08-2018 — 31-12-2018: Antal |     | 01-08-2018 — 31-12-2018: Andel (%) |    |
|--------------------------|--------------------------------|-----|------------------------------------|----|
| Helt enig                |                                | 3   |                                    | 2  |
| Delvist enig             |                                | 24  |                                    | 13 |
| Hverken enig eller uenig |                                | 23  |                                    | 13 |
| Delvist uenig            |                                | 24  |                                    | 13 |
| Helt uenig               |                                | 109 |                                    | 60 |
| Total                    |                                | 183 |                                    | -  |



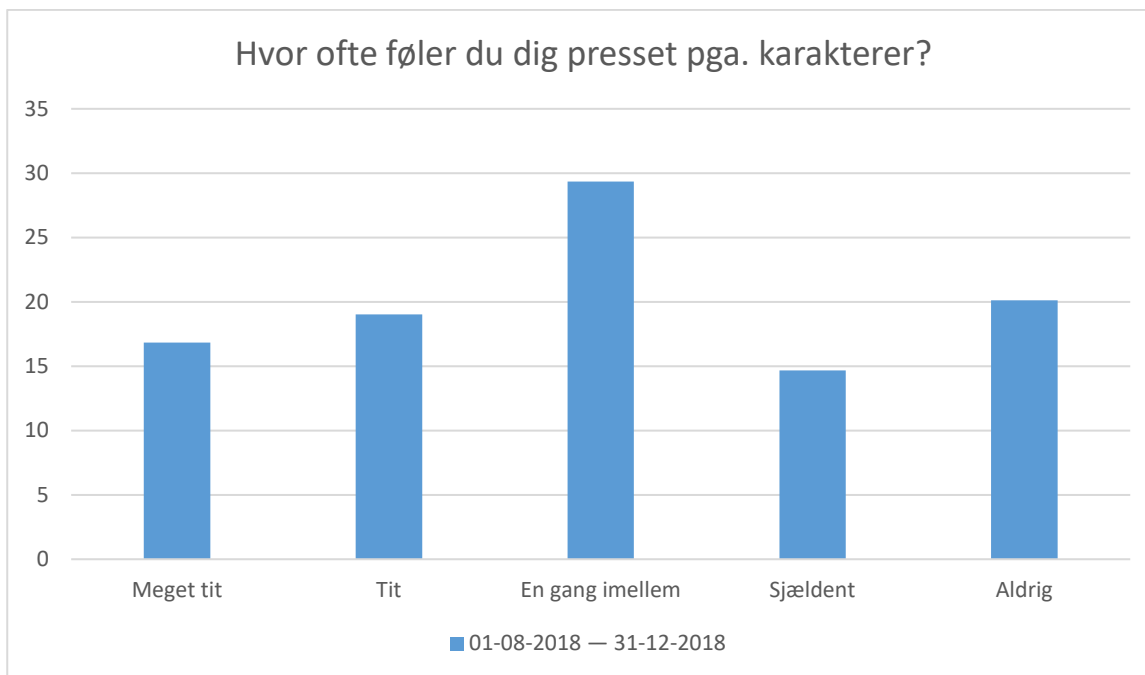
01-08-2018 — 31-12-2018; Gennemsnit: 2,8, spredning: 1

| Svarmulighed    | 01-08-2018 — 31-12-2018: Antal | 01-08-2018 — 31-12-2018: Andel (%) |
|-----------------|--------------------------------|------------------------------------|
| Meget tit       | 11                             | 6                                  |
| Tit             | 34                             | 18                                 |
| En gang imellem | 84                             | 44                                 |
| Sjældent        | 39                             | 20                                 |
| Aldrig          | 23                             | 12                                 |
| Total           | 191                            | -                                  |



01-08-2018 — 31-12-2018; Gennemsnit: 3, spredning: 1,2

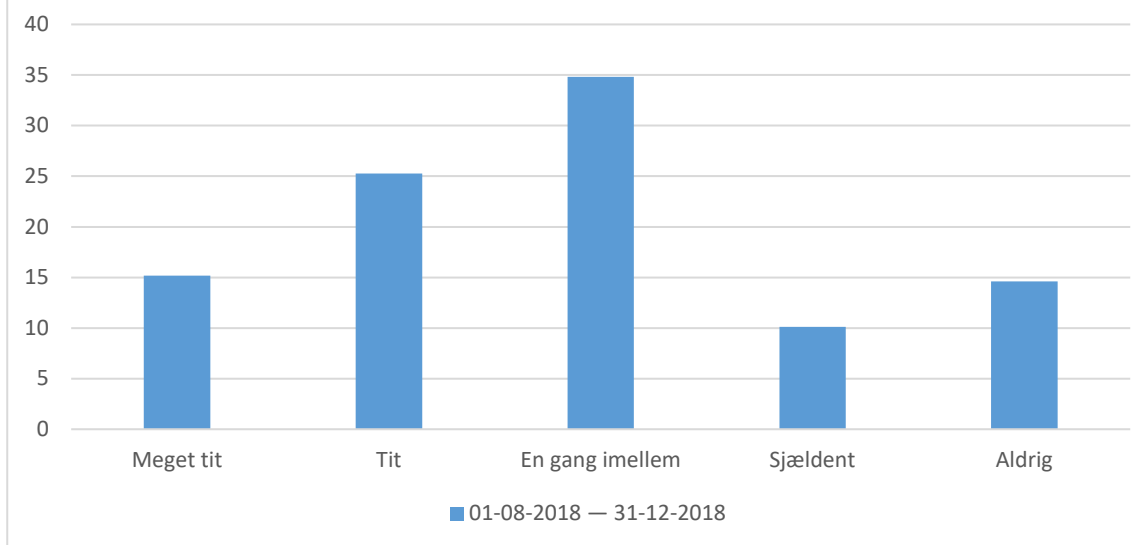
| Svarmulighed    | 01-08-2018 — 31-12-2018: Antal | 01-08-2018 — 31-12-2018: Andel (%) |
|-----------------|--------------------------------|------------------------------------|
| Meget tit       | 19                             | 10                                 |
| Tit             | 42                             | 22                                 |
| En gang imellem | 72                             | 38                                 |
| Sjældent        | 27                             | 14                                 |
| Aldrig          | 29                             | 15                                 |
| Total           | 189                            | -                                  |



01-08-2018 — 31-12-2018; Gennemsnit: 3, spredning: 1,4

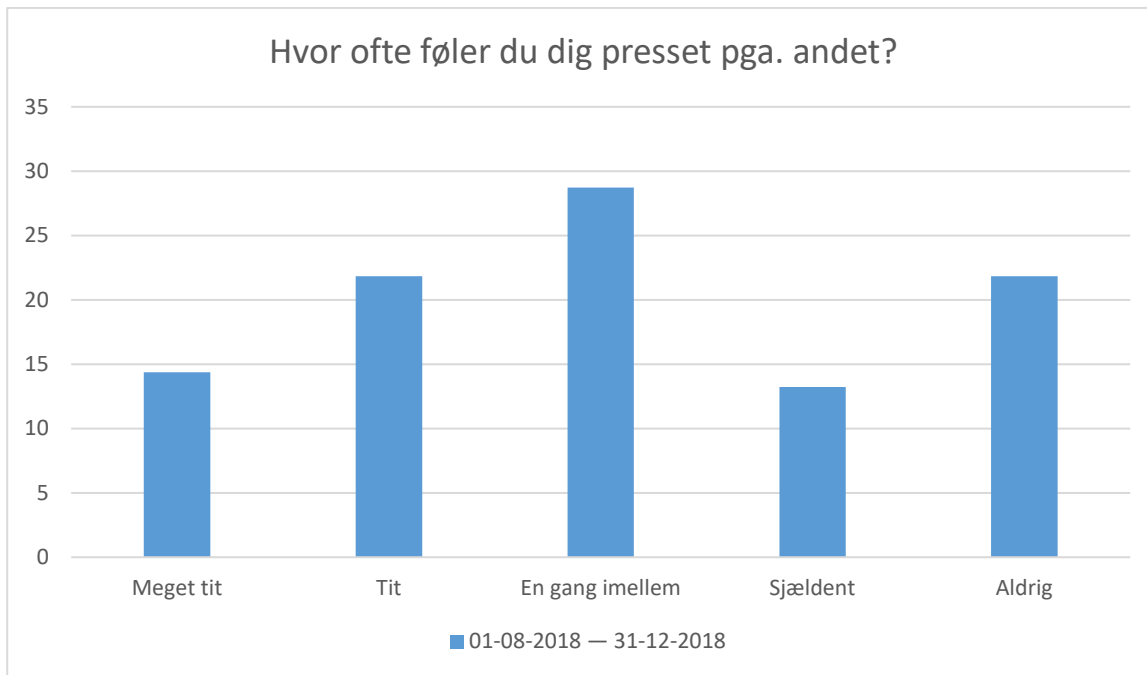
| Svarmulighed    | 01-08-2018 — 31-12-2018: Antal | 01-08-2018 — 31-12-2018: Andel (%) |
|-----------------|--------------------------------|------------------------------------|
| Meget tit       | 31                             | 17                                 |
| Tit             | 35                             | 19                                 |
| En gang imellem | 54                             | 29                                 |
| Sjældent        | 27                             | 15                                 |
| Aldrig          | 37                             | 20                                 |
| Total           | 184                            | -                                  |

### Hvor ofte føler du dig presset pga. egne krav og forventninger til skolearbejdet?



01-08-2018 — 31-12-2018; Gennemsnit: 3,2, spredning: 1,2

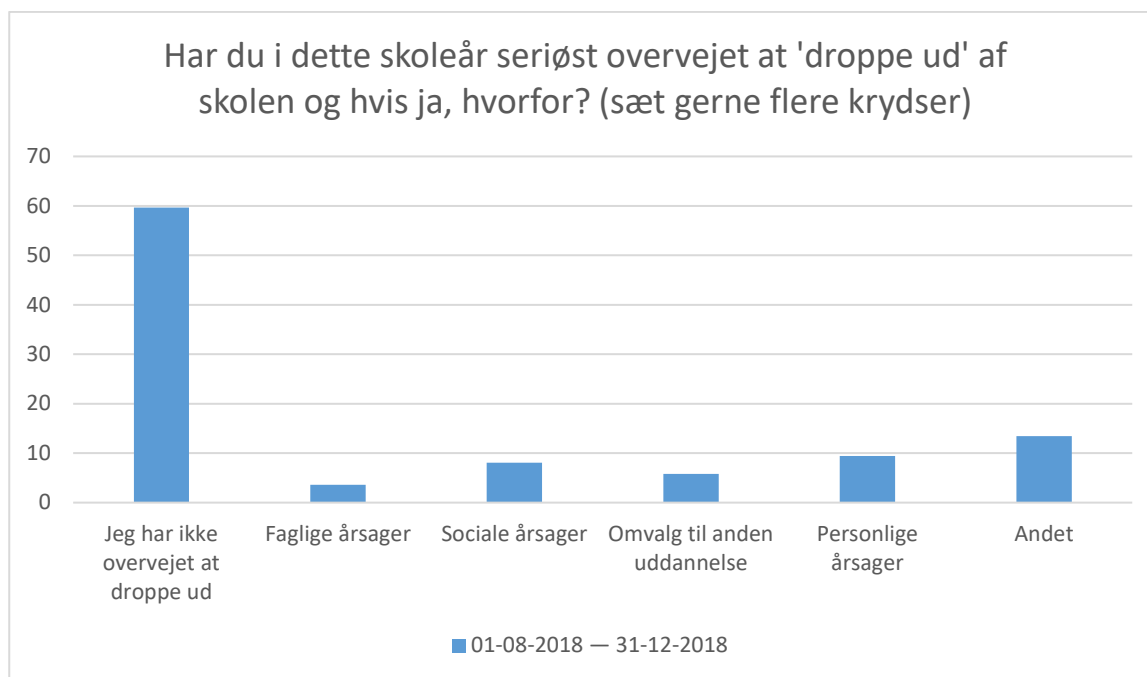
| Svarmulighed    | 01-08-2018 — 31-12-2018: Antal | 01-08-2018 — 31-12-2018: Andel (%) |
|-----------------|--------------------------------|------------------------------------|
| Meget tit       | 27                             | 15                                 |
| Tit             | 45                             | 25                                 |
| En gang imellem | 62                             | 35                                 |
| Sjældent        | 18                             | 10                                 |
| Aldrig          | 26                             | 15                                 |
| Total           | 178                            | -                                  |



01-08-2018 — 31-12-2018; Gennemsnit: 2,9, spredning: 1,3

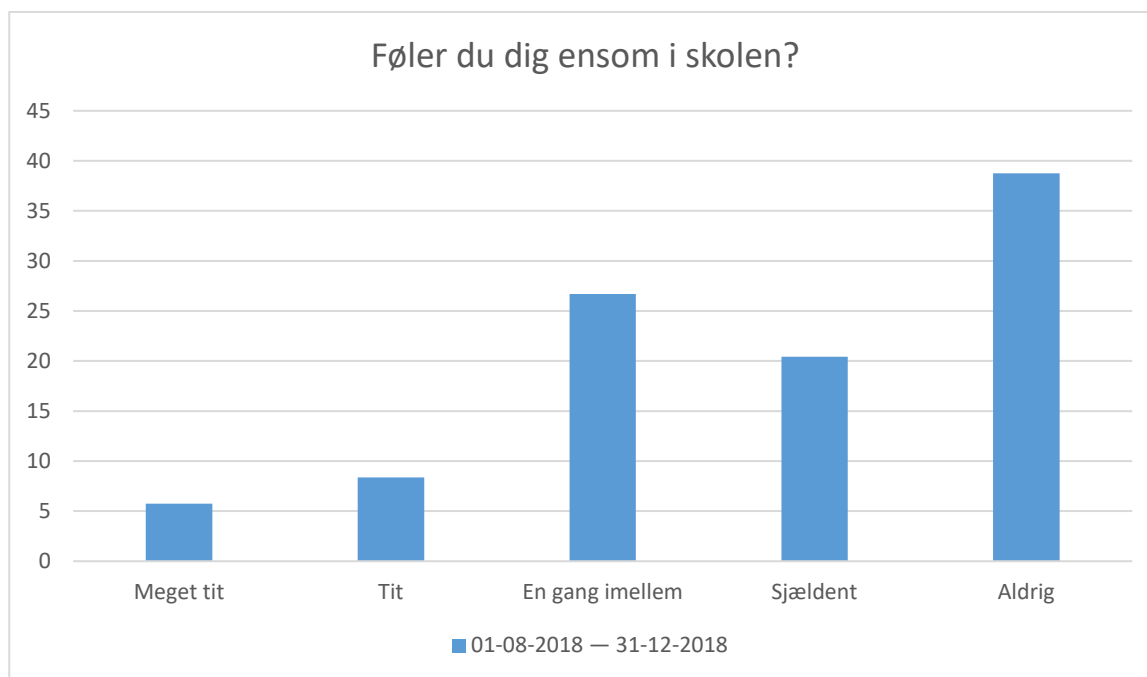
| Svarmulighed    | 01-08-2018 — 31-12-2018: Antal |     | 01-08-2018 — 31-12-2018: Andel (%) |    |
|-----------------|--------------------------------|-----|------------------------------------|----|
| Meget tit       |                                | 25  |                                    | 14 |
| Tit             |                                | 38  |                                    | 22 |
| En gang imellem |                                | 50  |                                    | 29 |
| Sjældent        |                                | 23  |                                    | 13 |
| Aldrig          |                                | 38  |                                    | 22 |
| Total           |                                | 174 |                                    | -  |





01-08-2018 — 31-12-2018; Gennemsnit og spredning kan ikke beregnes.

| Svarmulighed                        | 01-08-2018 — 31-12-2018: Antal |  | 01-08-2018 — 31-12-2018: Andel (%) |  |
|-------------------------------------|--------------------------------|--|------------------------------------|--|
| Jeg har ikke overvejet at droppe ud | 133                            |  | 60                                 |  |
| Faglige årsager                     | 8                              |  | 4                                  |  |
| Sociale årsager                     | 18                             |  | 8                                  |  |
| Omvalg til anden uddannelse         | 13                             |  | 6                                  |  |
| Personlige årsager                  | 21                             |  | 9                                  |  |
| Andet                               | 30                             |  | 13                                 |  |
| <b>Total</b>                        | <b>223</b>                     |  |                                    |  |

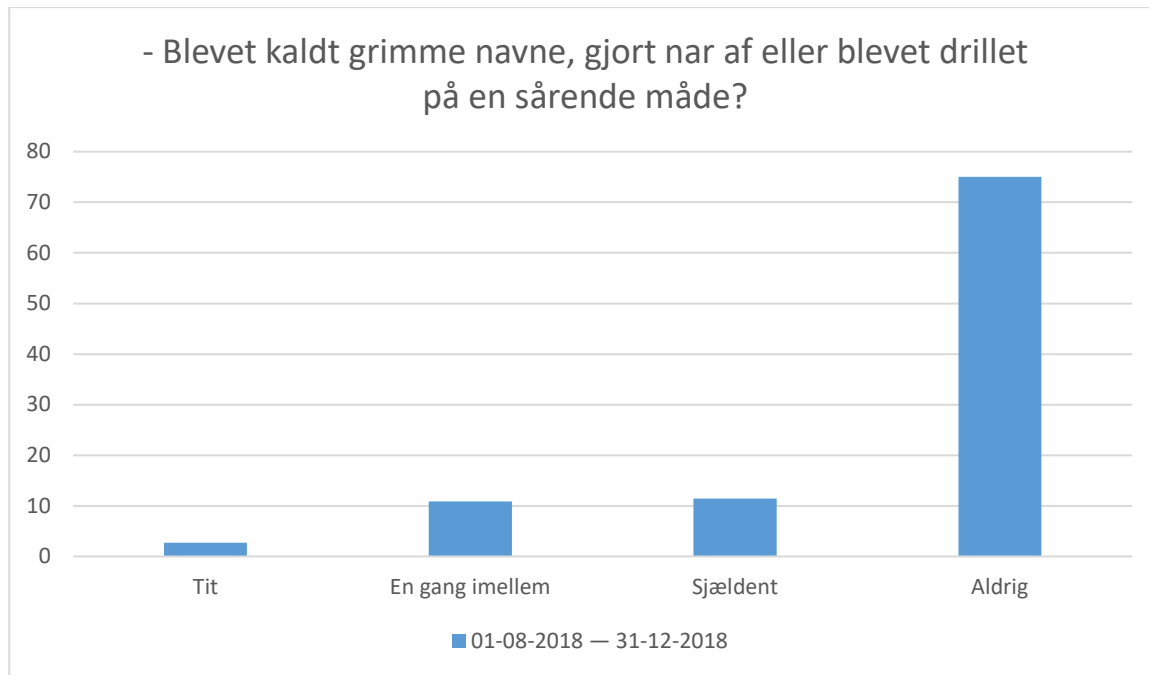


01-08-2018 — 31-12-2018; Gennemsnit: 2,2, spredning: 1,2

| Svarmulighed    | 01-08-2018 — 31-12-2018: Antal | 01-08-2018 — 31-12-2018: Andel (%) |
|-----------------|--------------------------------|------------------------------------|
| Meget tit       | 11                             | 6                                  |
| Tit             | 16                             | 8                                  |
| En gang imellem | 51                             | 27                                 |
| Sjældent        | 39                             | 20                                 |
| Aldrig          | 74                             | 39                                 |
| Total           | 191                            | -                                  |

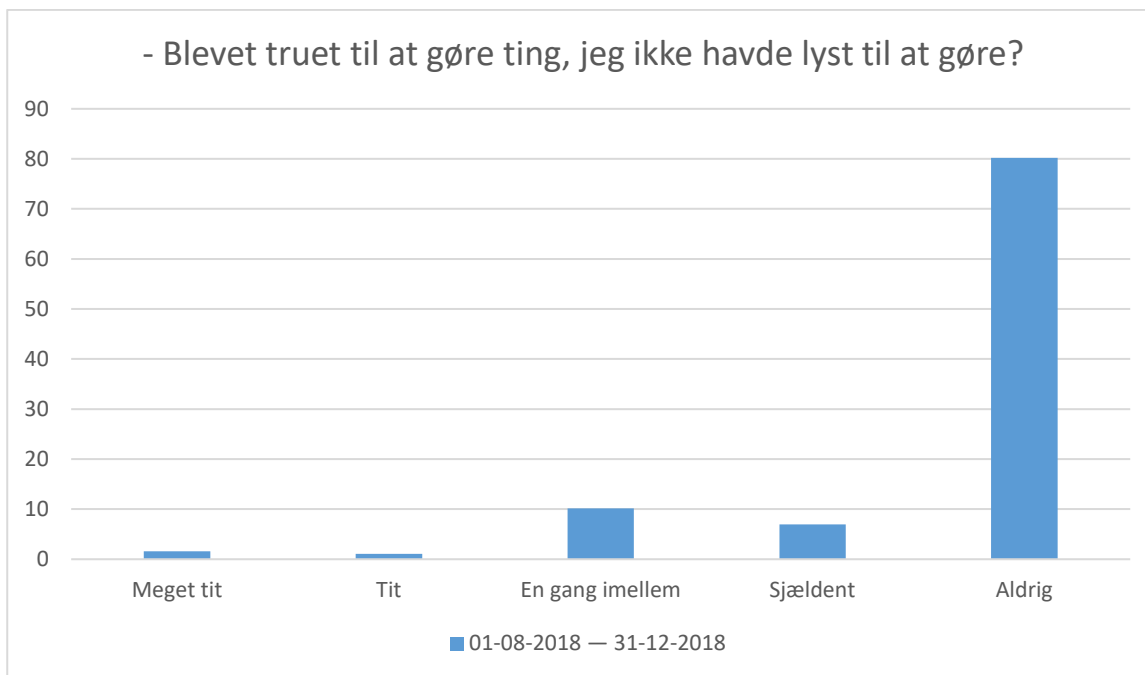
## Mobning

I hvilket omfang er du det seneste år blevet udsat for følgende af andre elever eller ansatte på skolen?



01-08-2018 — 31-12-2018; Gennemsnit: 1,4, spredning: 0,8

| Svarmulighed    | 01-08-2018 — 31-12-2018: Antal | 01-08-2018 — 31-12-2018: Andel (%) |
|-----------------|--------------------------------|------------------------------------|
| Tit             | 5                              | 3                                  |
| En gang imellem | 20                             | 11                                 |
| Sjældent        | 21                             | 11                                 |
| Aldrig          | 138                            | 75                                 |
| Total           | 184                            | -                                  |



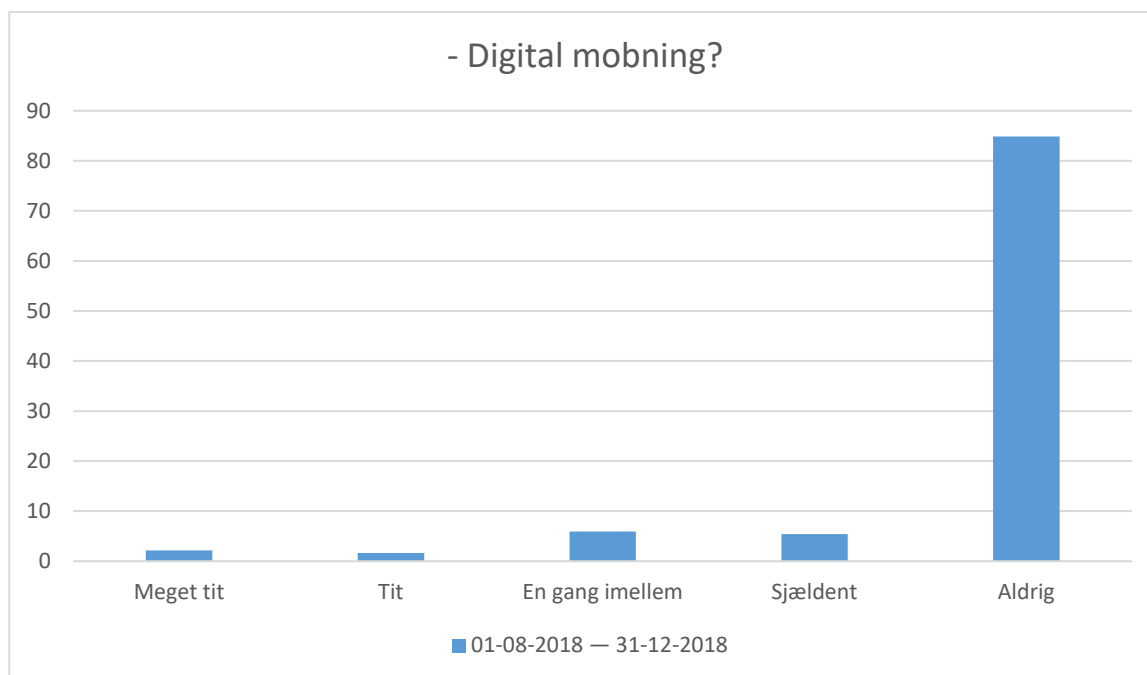
01-08-2018 — 31-12-2018; Gennemsnit: 1,4, spredning: 0,8

| Svarmulighed    | 01-08-2018 — 31-12-2018: Antal | 01-08-2018 — 31-12-2018: Andel (%) |
|-----------------|--------------------------------|------------------------------------|
| Meget tit       | 3                              | 2                                  |
| Tit             | 2                              | 1                                  |
| En gang imellem | 19                             | 10                                 |
| Sjældent        | 13                             | 7                                  |
| Aldrig          | 150                            | 80                                 |
| Total           | 187                            | -                                  |



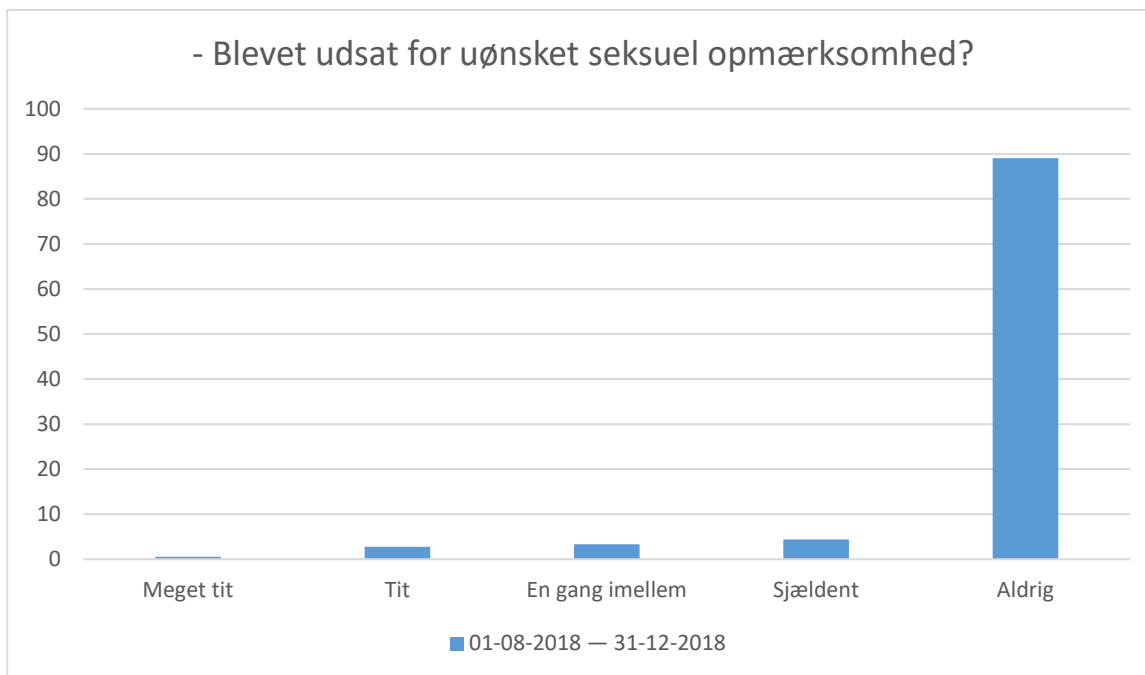
01-08-2018 — 31-12-2018; Gennemsnit: 1,5, spredning: 1

| Svarmulighed    | 01-08-2018 — 31-12-2018: Antal | 01-08-2018 — 31-12-2018: Andel (%) |
|-----------------|--------------------------------|------------------------------------|
| Meget tit       | 6                              | 3                                  |
| Tit             | 5                              | 3                                  |
| En gang imellem | 16                             | 9                                  |
| Sjældent        | 13                             | 7                                  |
| Aldrig          | 139                            | 78                                 |
| Total           | 179                            | -                                  |



01-08-2018 — 31-12-2018; Gennemsnit: 1,3, spredning: 0,8

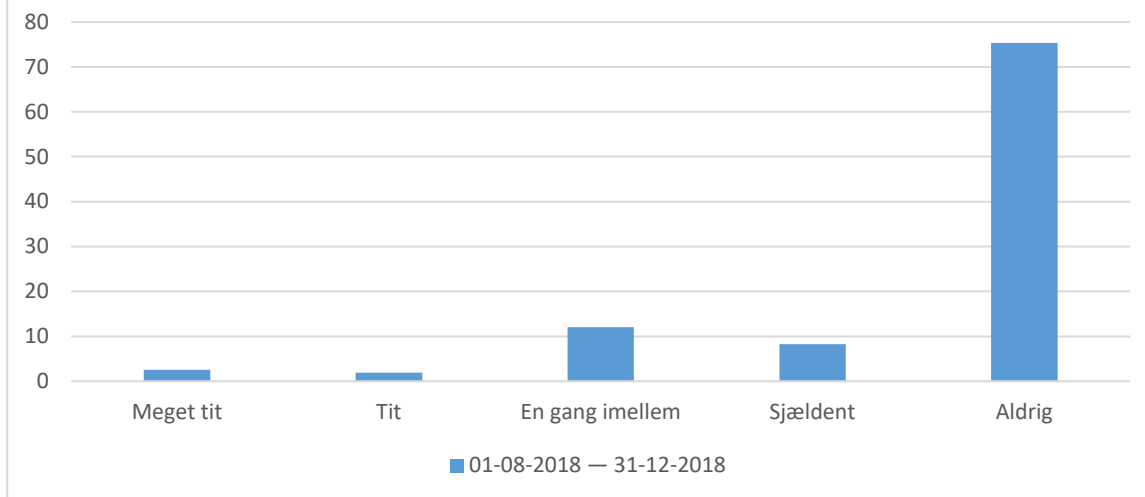
| Svarmulighed    | 01-08-2018 — 31-12-2018: Antal | 01-08-2018 — 31-12-2018: Andel (%) |
|-----------------|--------------------------------|------------------------------------|
| Meget tit       | 4                              | 2                                  |
| Tit             | 3                              | 2                                  |
| En gang imellem | 11                             | 6                                  |
| Sjældent        | 10                             | 5                                  |
| Aldrig          | 157                            | 85                                 |
| Total           | 185                            | -                                  |



01-08-2018 — 31-12-2018; Gennemsnit: 1,2, spredning: 0,7

| Svarmulighed    | 01-08-2018 — 31-12-2018: Antal | 01-08-2018 — 31-12-2018: Andel (%) |
|-----------------|--------------------------------|------------------------------------|
| Meget tit       | 1                              | 1                                  |
| Tit             | 5                              | 3                                  |
| En gang imellem | 6                              | 3                                  |
| Sjældent        | 8                              | 4                                  |
| Aldrig          | 162                            | 89                                 |
| Total           | 182                            | -                                  |

I hvilket omfang har du det seneste år oplevet, at elever eller ansatte på skolen er blevet presset til at gøre ting, som de ikke havde lyst til at gøre?

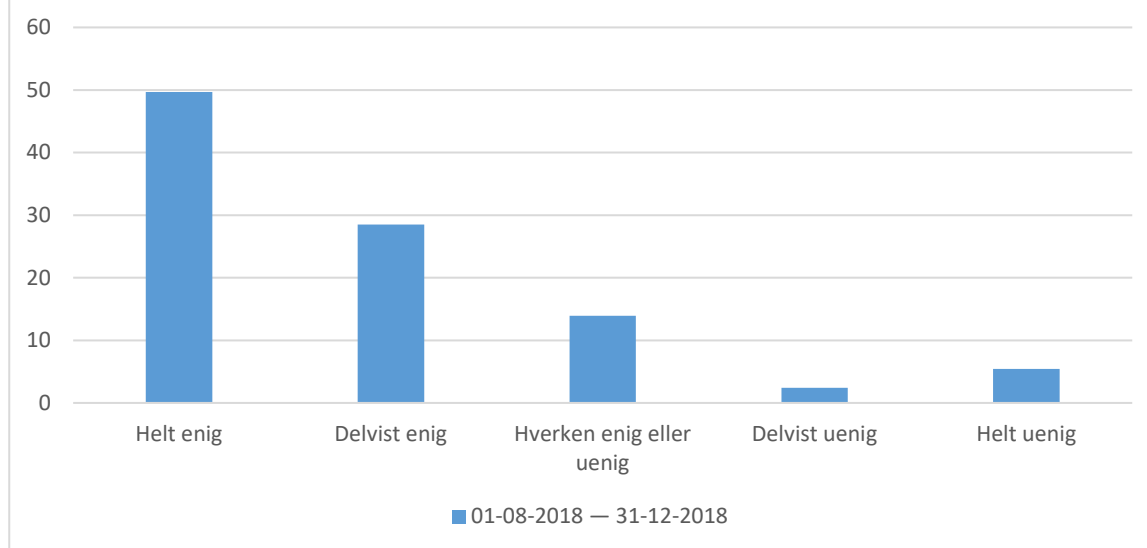


01-08-2018 — 31-12-2018; Gennemsnit: 1,5, spredning: 1

| Svarmulighed    | 01-08-2018 — 31-12-2018: Antal | 01-08-2018 — 31-12-2018: Andel (%) |
|-----------------|--------------------------------|------------------------------------|
| Meget tit       | 4                              | 3                                  |
| Tit             | 3                              | 2                                  |
| En gang imellem | 19                             | 12                                 |
| Sjældent        | 13                             | 8                                  |
| Aldrig          | 119                            | 75                                 |
| Total           | 158                            | -                                  |



Der er gode muligheder på skolen for at få støtte og vejledning, hvis det har været svært.




01-08-2018 — 31-12-2018; Gennemsnit: 4,1, spredning: 1,1

| Svarmulighed             | 01-08-2018 — 31-12-2018: Antal | 01-08-2018 — 31-12-2018: Andel (%) |
|--------------------------|--------------------------------|------------------------------------|
| Helt enig                | 82                             | 50                                 |
| Delvist enig             | 47                             | 28                                 |
| Hverken enig eller uenig | 23                             | 14                                 |
| Delvist uenig            | 4                              | 2                                  |
| Helt uenig               | 9                              | 5                                  |
| Total                    | 165                            | -                                  |

# RANDERS HF & VUC

Resultater AVU

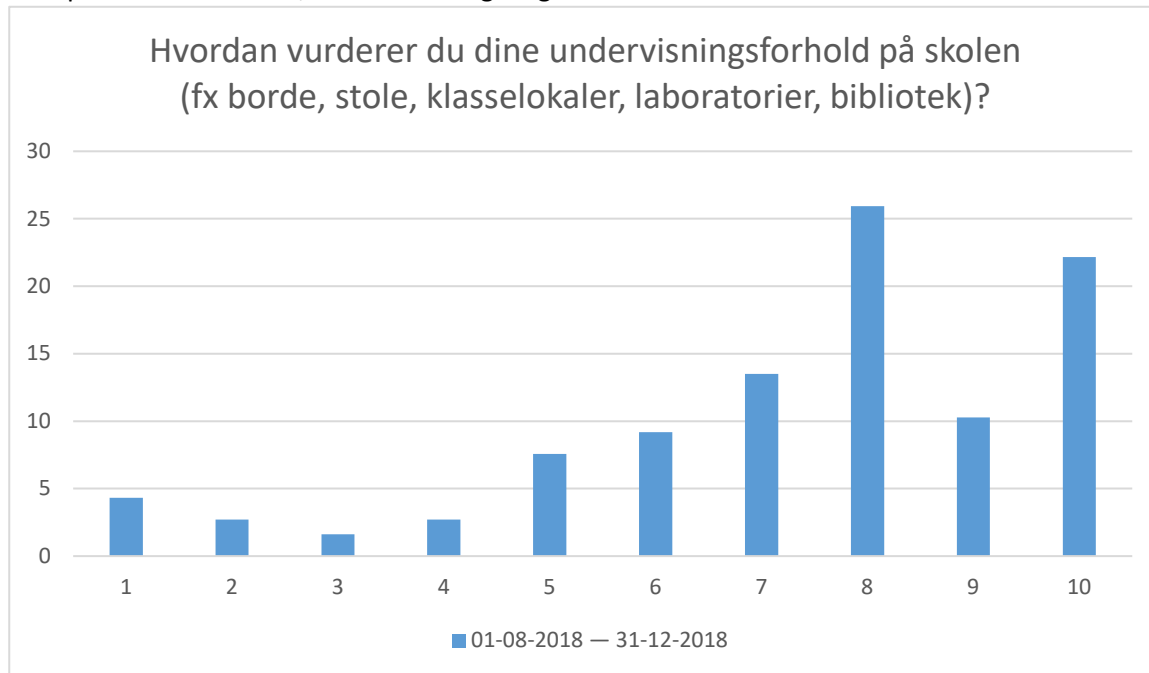
Svarprocent 71 % (195 svar ud ad 271 mulige)



@Ventures  
Eletrivselsundersøgelse

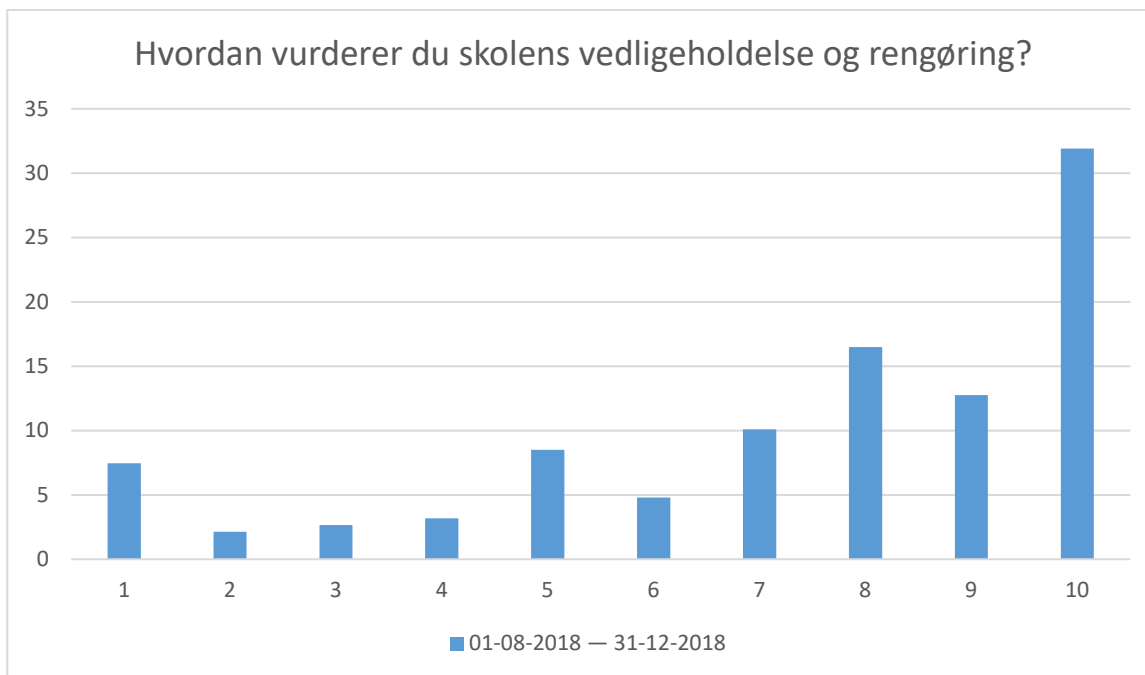
## Undervisningsmiljø

Svar på en skala fra 1-10, hvor 1 er dårligst og 10 er bedst.



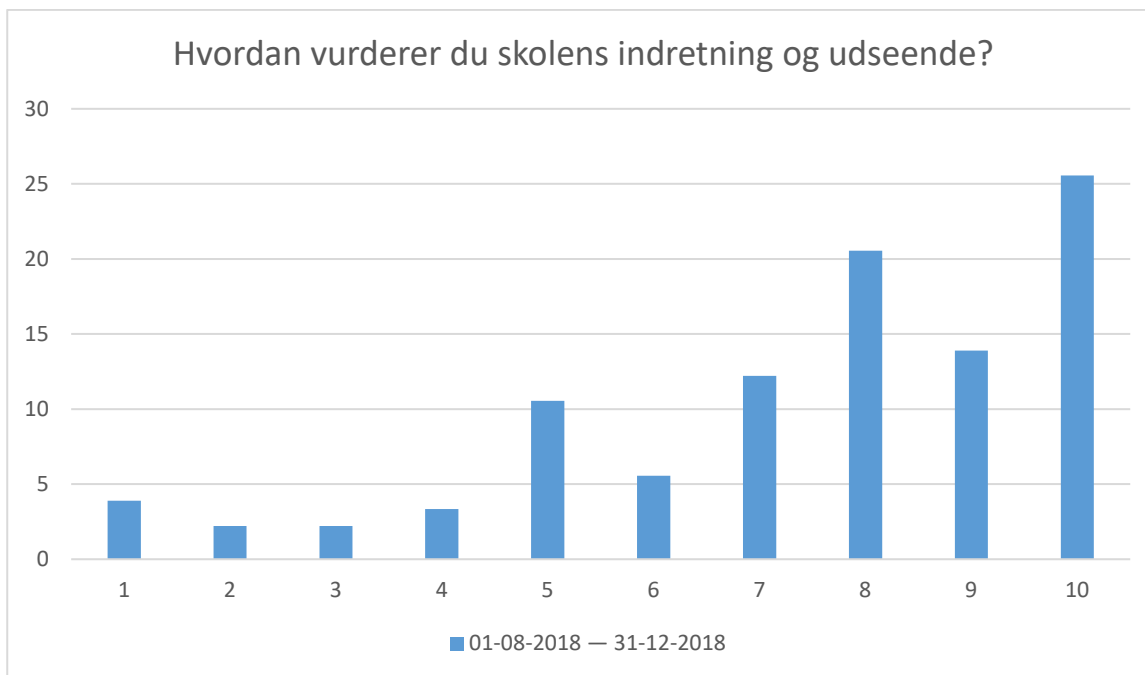
01-08-2018 — 31-12-2018; Gennemsnit: 7,3, spredning: 2,4

| Svarmulighed | 01-08-2018 — 31-12-2018: Antal | 01-08-2018 — 31-12-2018: Andel (%) |
|--------------|--------------------------------|------------------------------------|
| 1            | 8                              | 4                                  |
| 2            | 5                              | 3                                  |
| 3            | 3                              | 2                                  |
| 4            | 5                              | 3                                  |
| 5            | 14                             | 8                                  |
| 6            | 17                             | 9                                  |
| 7            | 25                             | 14                                 |
| 8            | 48                             | 26                                 |
| 9            | 19                             | 10                                 |
| 10           | 41                             | 22                                 |
| Total        | 185                            | -                                  |



01-08-2018 — 31-12-2018; Gennemsnit: 7,4, spredning: 2,8

| Svarmulighed | 01-08-2018 — 31-12-2018: Antal | 01-08-2018 — 31-12-2018: Andel (%) |
|--------------|--------------------------------|------------------------------------|
| 1            | 14                             | 7                                  |
| 2            | 4                              | 2                                  |
| 3            | 5                              | 3                                  |
| 4            | 6                              | 3                                  |
| 5            | 16                             | 9                                  |
| 6            | 9                              | 5                                  |
| 7            | 19                             | 10                                 |
| 8            | 31                             | 16                                 |
| 9            | 24                             | 13                                 |
| 10           | 60                             | 32                                 |
| Total        | 188                            | -                                  |



01-08-2018 — 31-12-2018; Gennemsnit: 7,5, spredning: 2,4

| Svarmulighed | 01-08-2018 — 31-12-2018: Antal | 01-08-2018 — 31-12-2018: Andel (%) |
|--------------|--------------------------------|------------------------------------|
| 1            | 7                              | 4                                  |
| 2            | 4                              | 2                                  |
| 3            | 4                              | 2                                  |
| 4            | 6                              | 3                                  |
| 5            | 19                             | 11                                 |
| 6            | 10                             | 6                                  |
| 7            | 22                             | 12                                 |
| 8            | 37                             | 21                                 |
| 9            | 25                             | 14                                 |
| 10           | 46                             | 26                                 |
| <b>Total</b> | <b>180</b>                     | <b>-</b>                           |

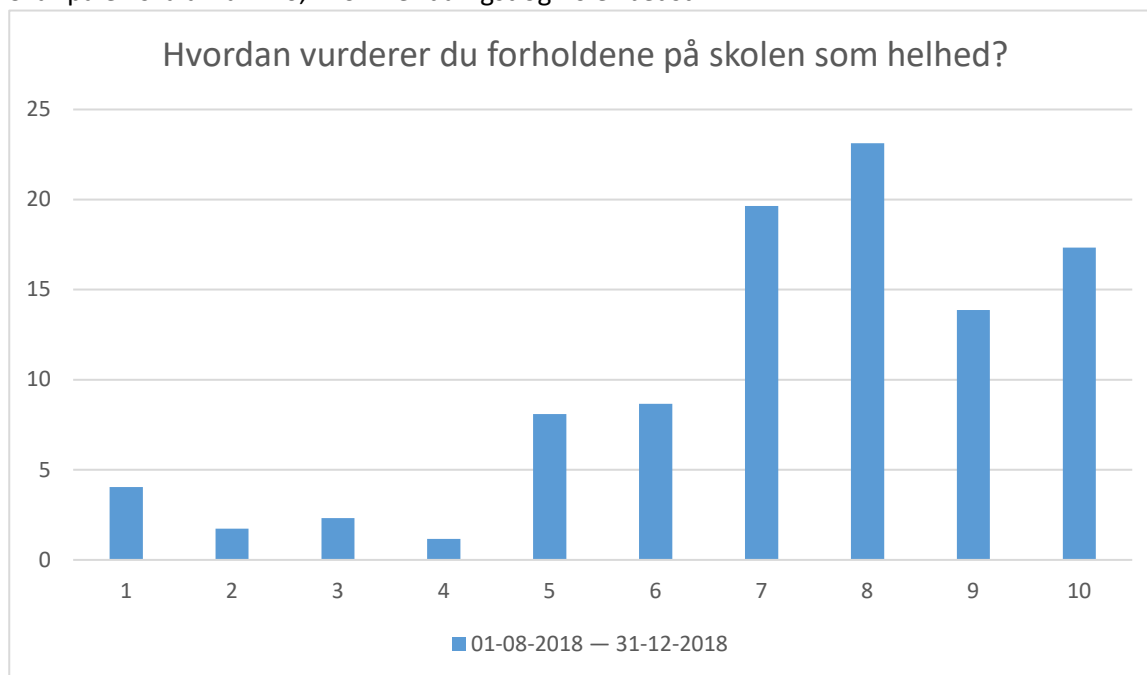
Hvor enig eller uenig er du i, at:



01-08-2018 — 31-12-2018; Gennemsnit: 3,8, spredning: 1,2

| Svarmulighed             | 01-08-2018 — 31-12-2018: Antal | 01-08-2018 — 31-12-2018: Andel (%) |
|--------------------------|--------------------------------|------------------------------------|
| helt enig                | 58                             | 36                                 |
| delvist enig             | 49                             | 31                                 |
| hverken enig eller uenig | 30                             | 19                                 |
| delvist uenig            | 12                             | 8                                  |
| helt uenig               | 10                             | 6                                  |
| Total                    | 159                            | -                                  |

Svar på en skala fra 1-10, hvor 1 er dårligst og 10 er bedst.



01-08-2018 — 31-12-2018; Gennemsnit: 7,3, spredning: 2,2

| Svarmulighed | 01-08-2018 — 31-12-2018: Antal | 01-08-2018 — 31-12-2018: Andel (%) |
|--------------|--------------------------------|------------------------------------|
| 1            | 7                              | 4                                  |
| 2            | 3                              | 2                                  |
| 3            | 4                              | 2                                  |
| 4            | 2                              | 1                                  |
| 5            | 14                             | 8                                  |
| 6            | 15                             | 9                                  |
| 7            | 34                             | 20                                 |
| 8            | 40                             | 23                                 |
| 9            | 24                             | 14                                 |
| 10           | 30                             | 17                                 |
| Total        | 173                            | -                                  |