


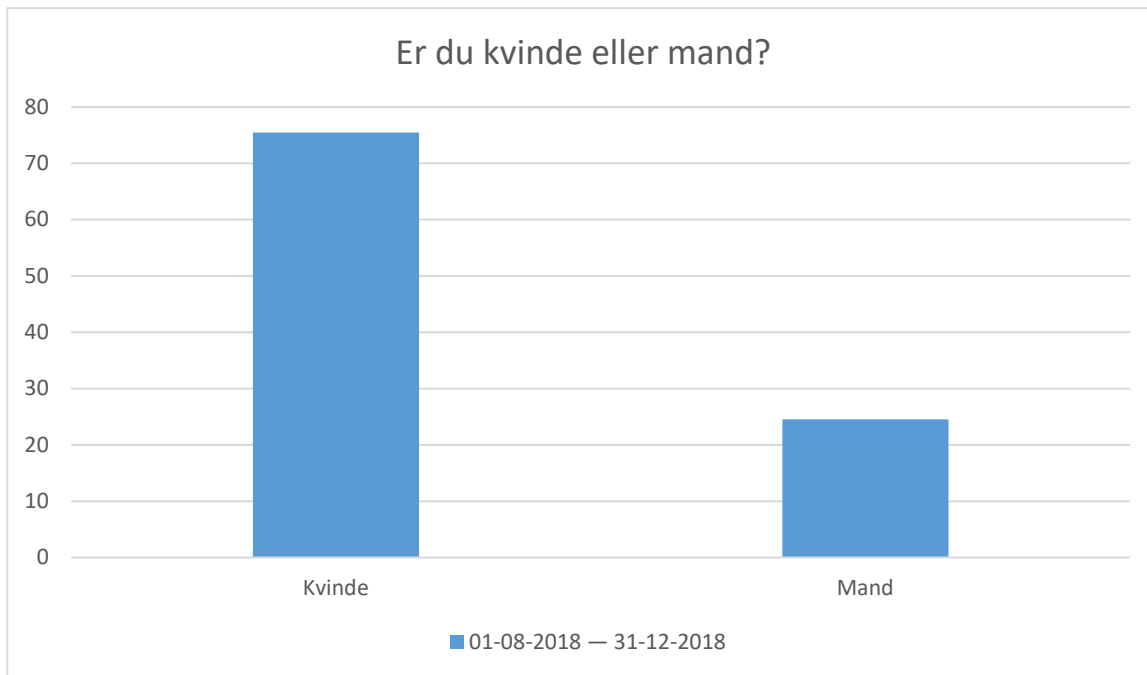
# RANDERS HF & VUC

Resultater HF enkeltfag



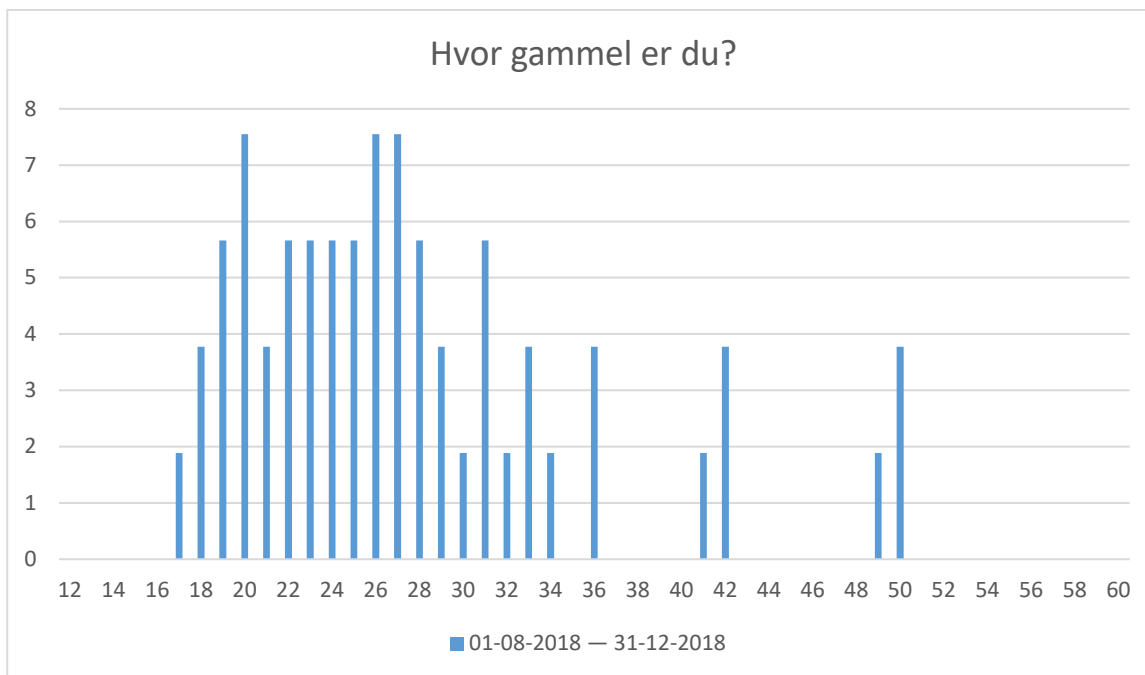
@Ventures  
Eletrivselsundersøgelse

## Afsnit A



01-08-2018 — 31-12-2018; Gennemsnit og spredning kan ikke beregnes.

Svarmulighed	01-08-2018 — 31-12-2018: Antal	01-08-2018 — 31-12-2018: Andel (%)
Kvinde	40	75
Mand	13	25
Total	53	-

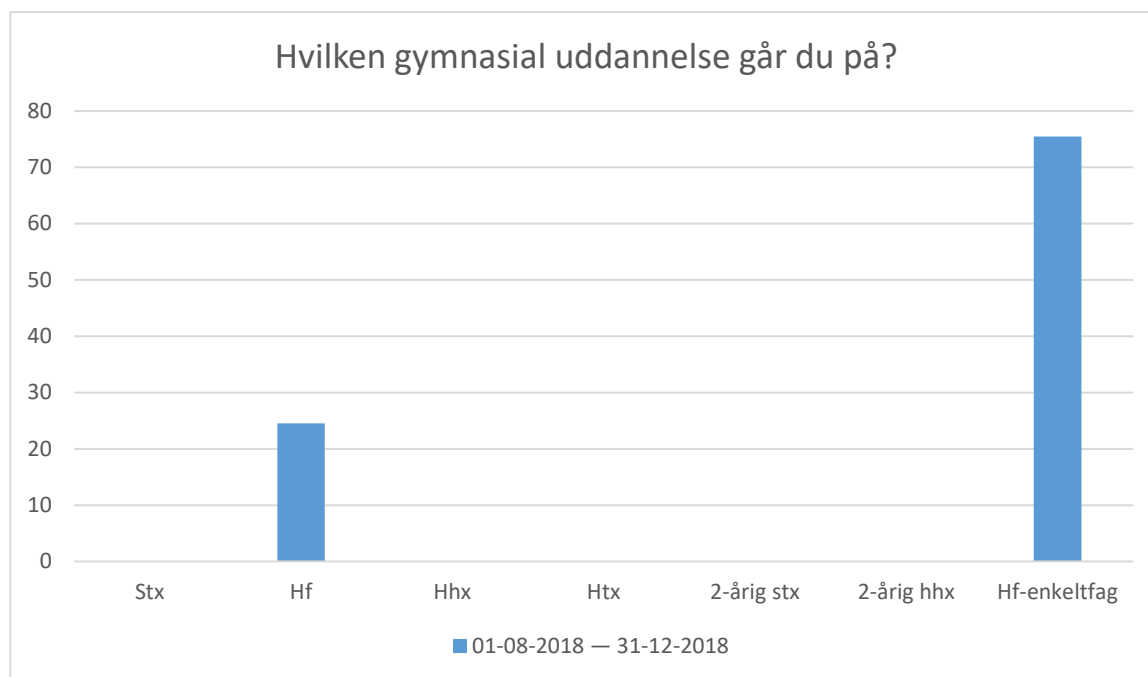


01-08-2018 — 31-12-2018; Gennemsnit: 27,7, spredning: 8,1

Svarmulighed	01-08-2018 — 31-12-2018: Antal	01-08-2018 — 31-12-2018: Andel (%)
12	0	0
13	0	0
14	0	0
15	0	0
16	0	0
17	1	2
18	2	4
19	3	6
20	4	8
21	2	4
22	3	6
23	3	6
24	3	6
25	3	6
26	4	8
27	4	8
28	3	6
29	2	4
30	1	2
31	3	6
32	1	2
33	2	4
34	1	2
35	0	0
36	2	4
37	0	0

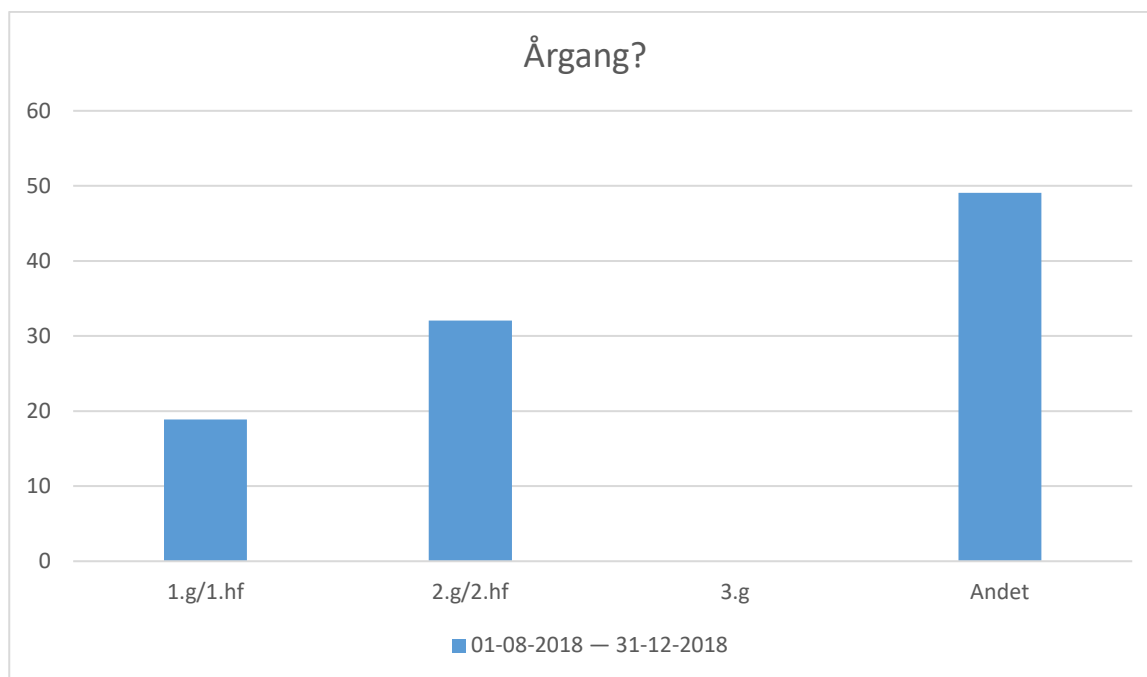
38	0	0
39	0	0
40	0	0
41	1	2
42	2	4
43	0	0
44	0	0
45	0	0
46	0	0
47	0	0
48	0	0
49	1	2
50	2	4
51	0	0
52	0	0
53	0	0
54	0	0
55	0	0
56	0	0
57	0	0
58	0	0
59	0	0
60	0	0
Total	53	-

## Afsnit B



01-08-2018 — 31-12-2018; Gennemsnit og spredning kan ikke beregnes.

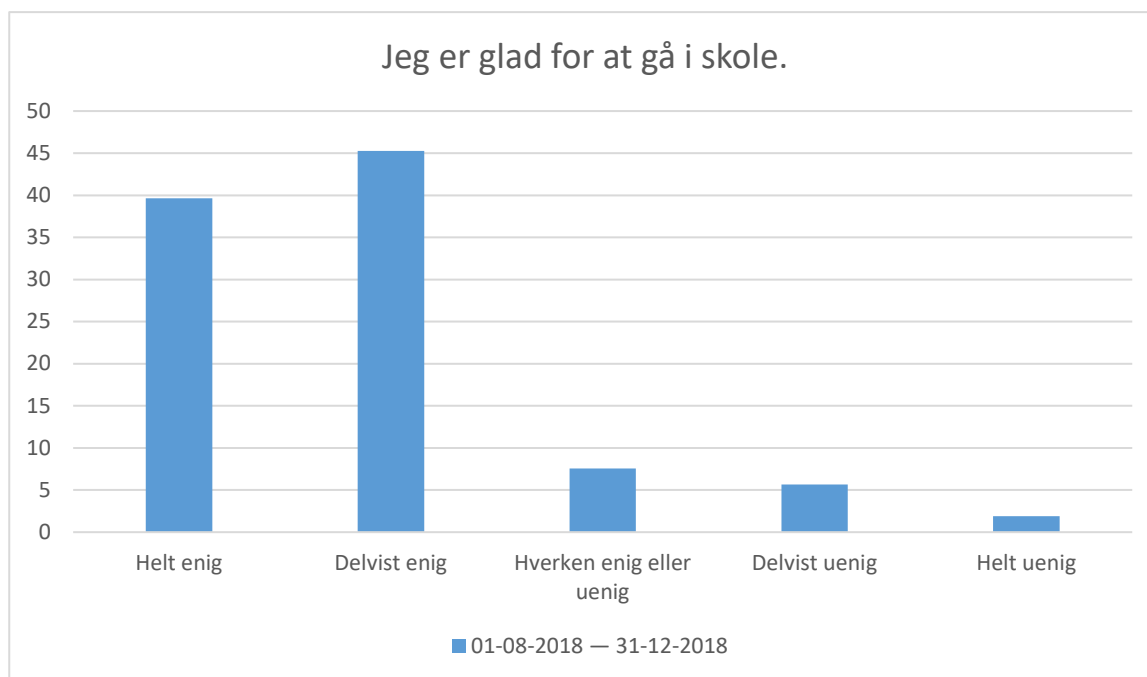
Svarmulighed	01-08-2018 — 31-12-2018: Antal	01-08-2018 — 31-12-2018: Andel (%)
Stx	0	0
Hf	13	25
Hhx	0	0
Htx	0	0
2-årig stx	0	0
2-årig hhx	0	0
Hf-enkeltfag	40	75
Total	53	-



01-08-2018 — 31-12-2018; Gennemsnit og spredning kan ikke beregnes.

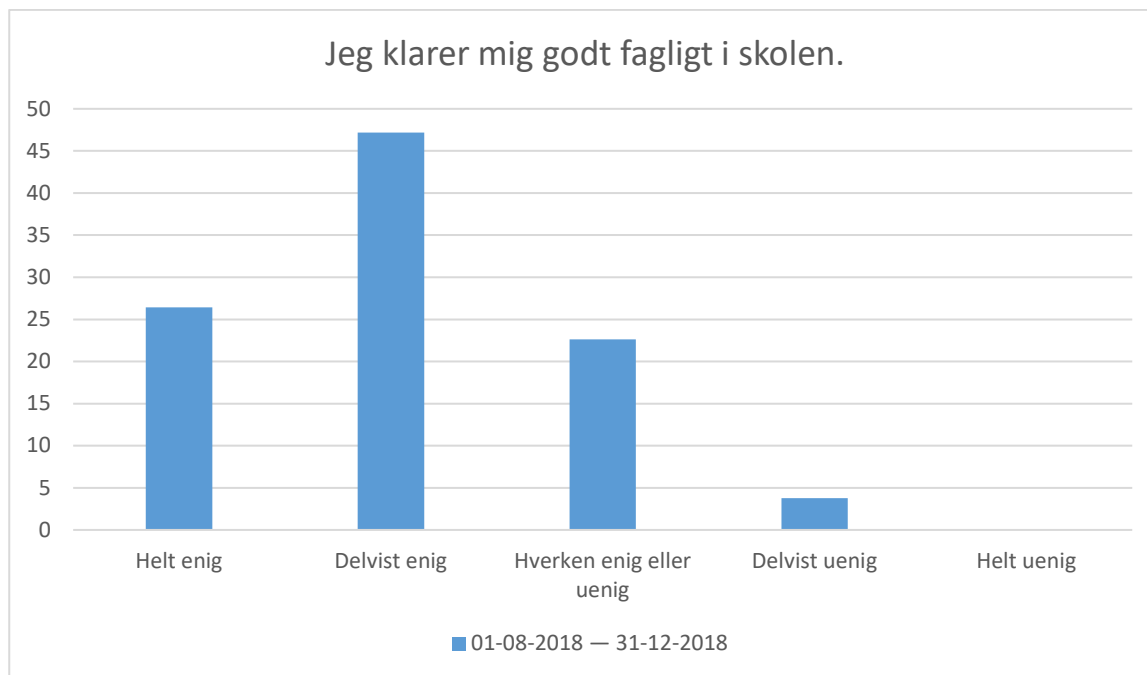
Svarmulighed	01-08-2018 — 31-12-2018: Antal	01-08-2018 — 31-12-2018: Andel (%)
1.g/1.hf	10	19
2.g/2.hf	17	32
3.g	0	0
Andet	26	49
<b>Total</b>	<b>53</b>	<b>-</b>

## Afsnit C



01-08-2018 — 31-12-2018; Gennemsnit: 4,2, spredning: 0,9

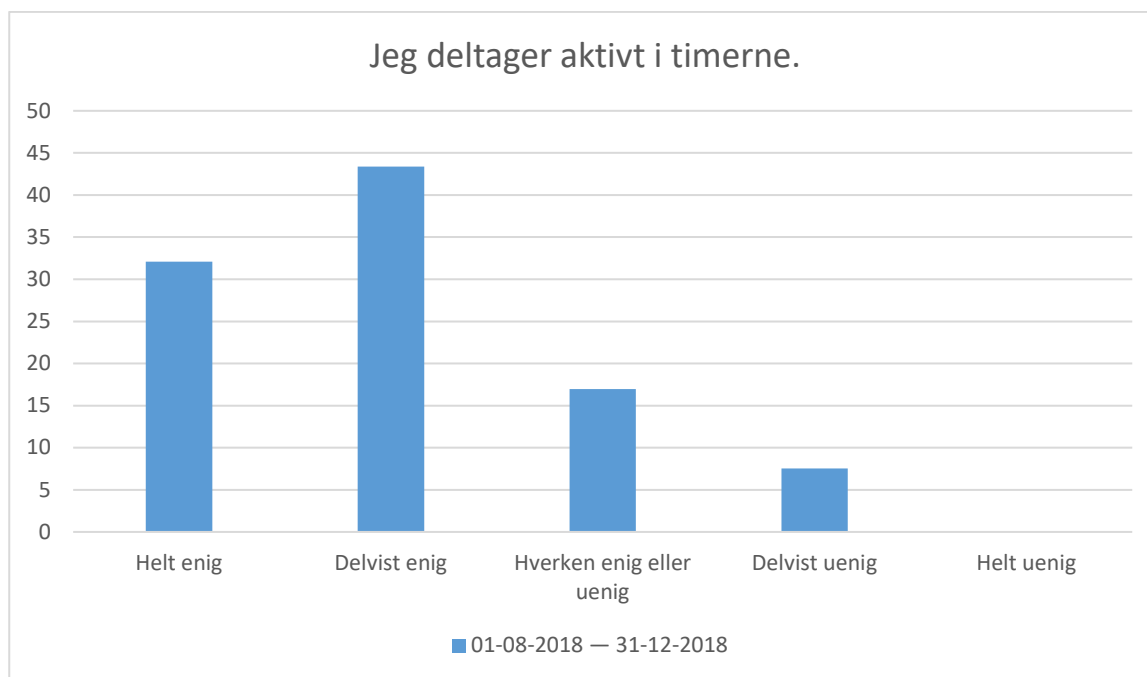
Svarmulighed	01-08-2018 — 31-12-2018: Antal		01-08-2018 — 31-12-2018: Andel (%)	
Helt enig		21		40
Delvist enig		24		45
Hverken enig eller uenig		4		8
Delvist uenig		3		6
Helt uenig		1		2
<b>Total</b>		<b>53</b>		<b>-</b>



01-08-2018 — 31-12-2018; Gennemsnit: 4, spredning: 0,8

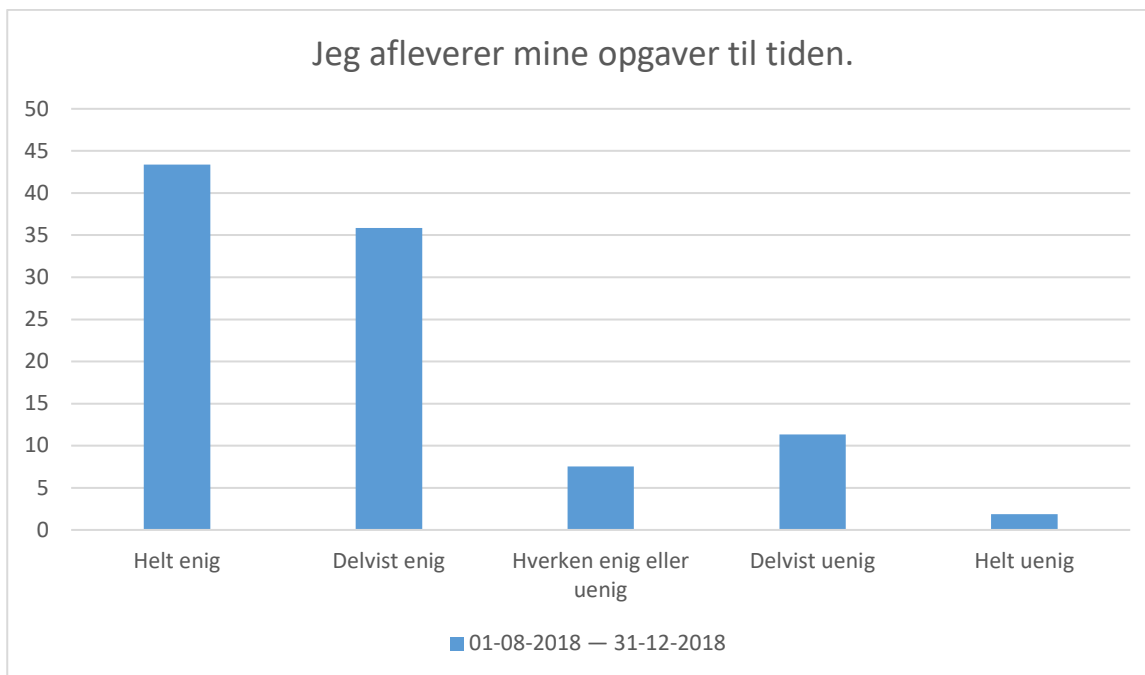
Svarmulighed	01-08-2018 — 31-12-2018: Antal		01-08-2018 — 31-12-2018: Andel (%)	
Helt enig		14		26
Delvist enig		25		47
Hverken enig eller uenig		12		23
Delvist uenig		2		4
Helt uenig		0		0
Total		53		-





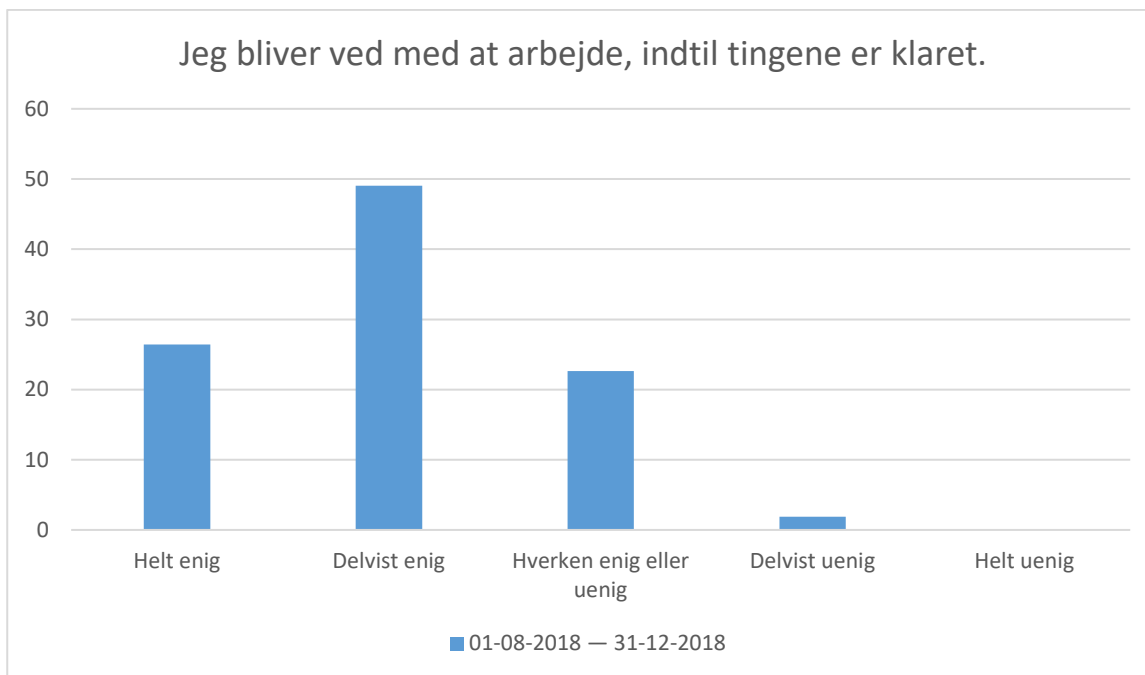
01-08-2018 — 31-12-2018; Gennemsnit: 4, spredning: 0,9

Svarmulighed	01-08-2018 — 31-12-2018: Antal	01-08-2018 — 31-12-2018: Andel (%)
Helt enig	17	32
Delvist enig	23	43
Hverken enig eller uenig	9	17
Delvist uenig	4	8
Helt uenig	0	0
<b>Total</b>	<b>53</b>	<b>-</b>



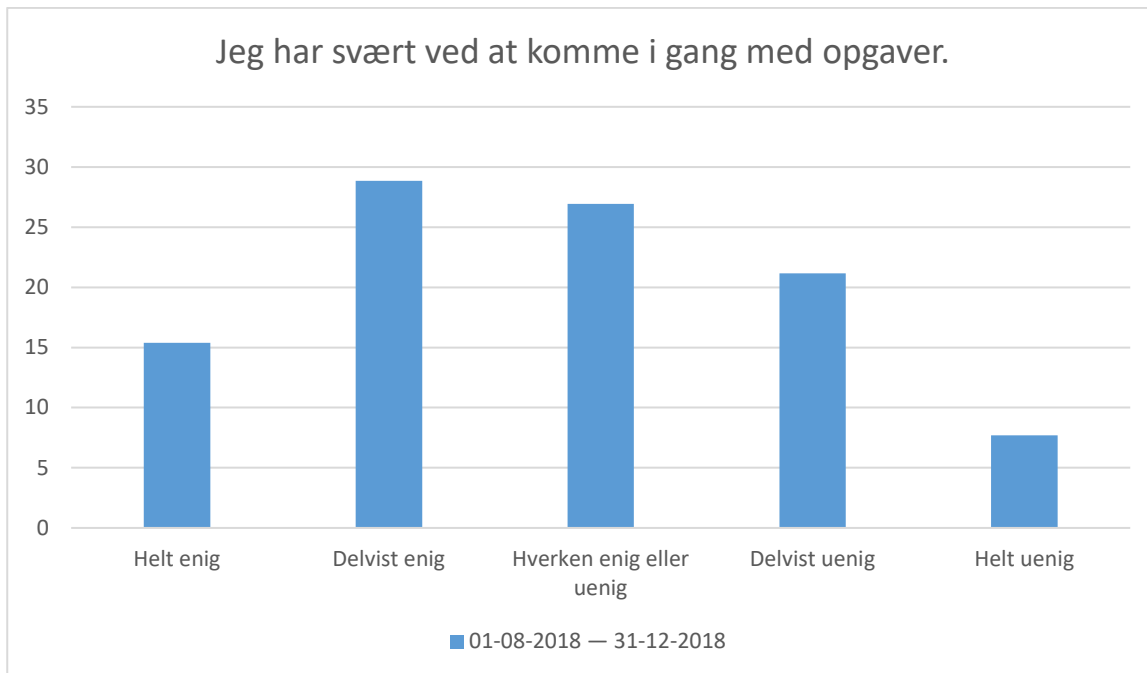
01-08-2018 — 31-12-2018; Gennemsnit: 4,1, spredning: 1,1

Svarmulighed	01-08-2018 — 31-12-2018: Antal		01-08-2018 — 31-12-2018: Andel (%)	
Helt enig	23	43	43	43
Delvist enig	19	36	36	36
Hverken enig eller uenig	4	8	8	8
Delvist uenig	6	11	11	11
Helt uenig	1	2	2	2
Total	53	-	-	-



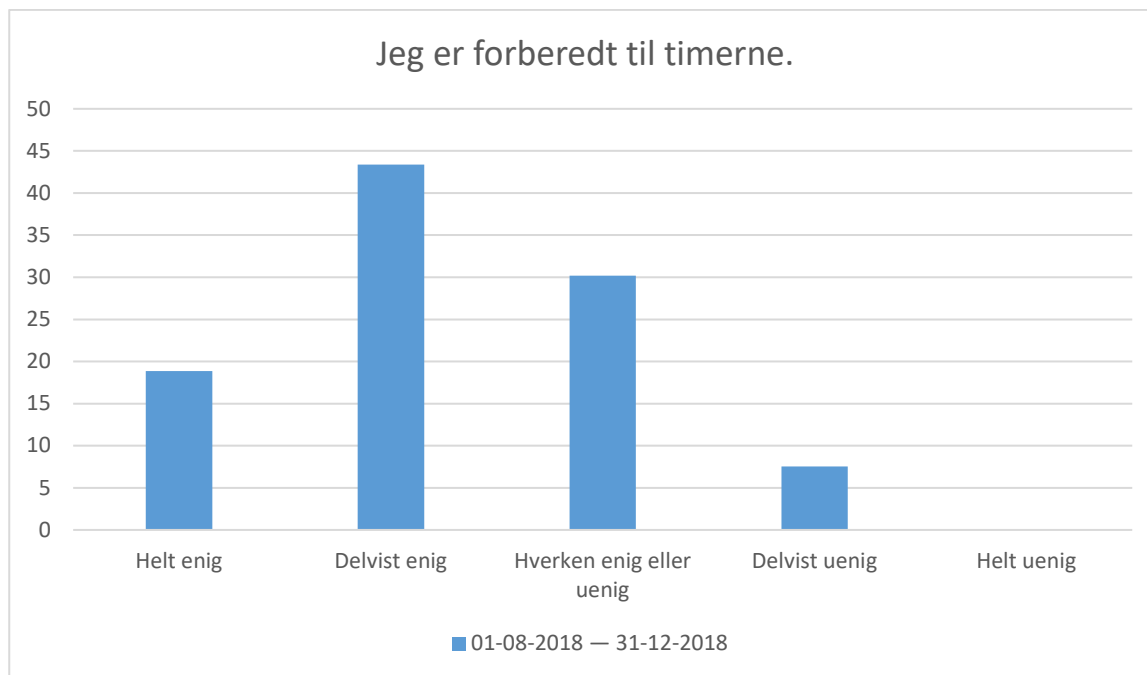
01-08-2018 — 31-12-2018; Gennemsnit: 4, spredning: 0,8

Svarmulighed	01-08-2018 — 31-12-2018: Antal	01-08-2018 — 31-12-2018: Andel (%)
Helt enig	14	26
Delvist enig	26	49
Hverken enig eller uenig	12	23
Delvist uenig	1	2
Helt uenig	0	0
Total	53	-



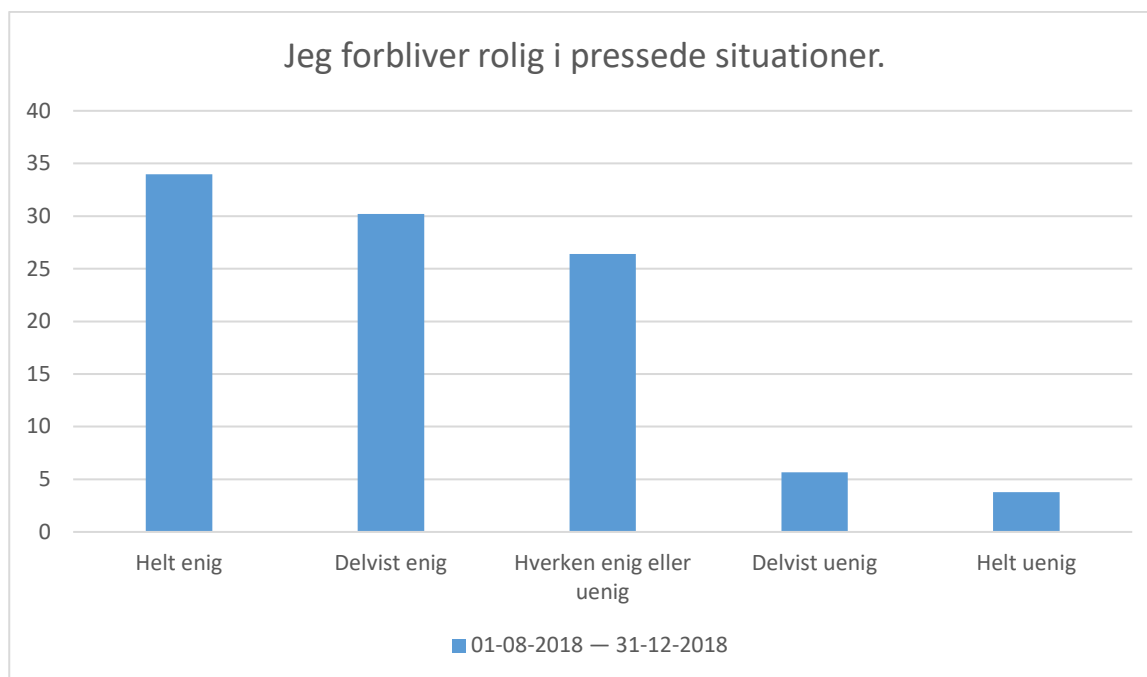
01-08-2018 — 31-12-2018; Gennemsnit: 3,2, spredning: 1,2

Svarmulighed	01-08-2018 — 31-12-2018: Antal	01-08-2018 — 31-12-2018: Andel (%)
Helt enig	8	15
Delvist enig	15	29
Hverken enig eller uenig	14	27
Delvist uenig	11	21
Helt uenig	4	8
Total	52	-



01-08-2018 — 31-12-2018; Gennemsnit: 3,7, spredning: 0,9

Svarmulighed	01-08-2018 — 31-12-2018: Antal		01-08-2018 — 31-12-2018: Andel (%)	
Helt enig	10	19	19	19
Delvist enig	23	43	43	43
Hverken enig eller uenig	16	30	30	30
Delvist uenig	4	8	8	8
Helt uenig	0	0	0	0
Total	53	-	-	-



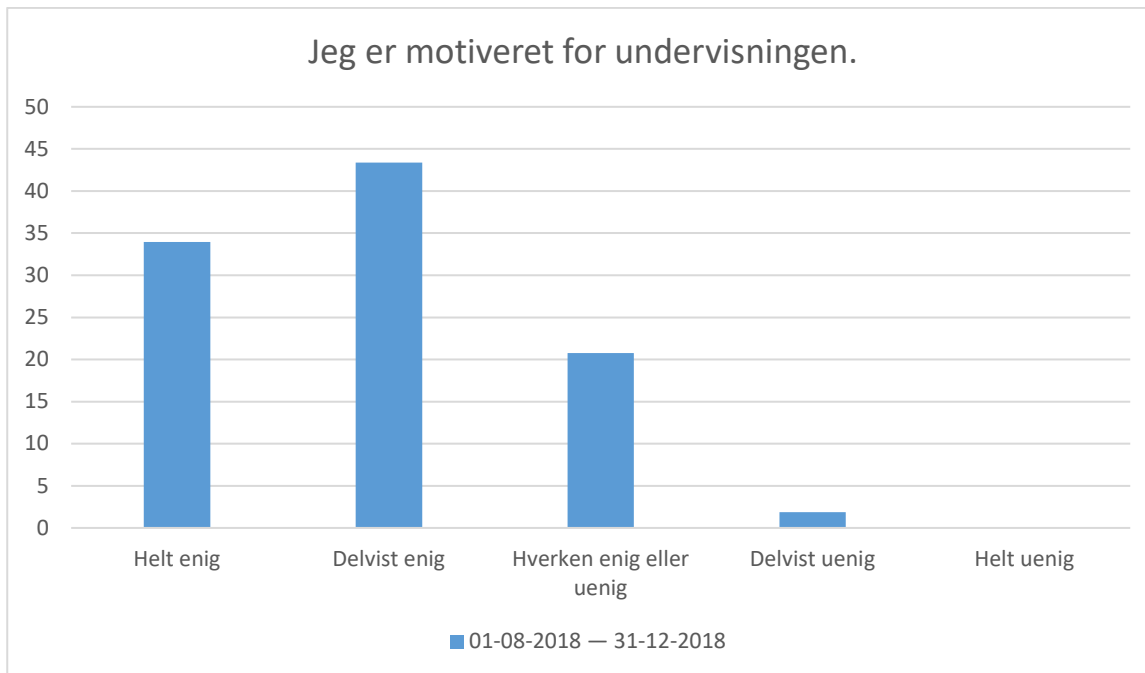
01-08-2018 — 31-12-2018; Gennemsnit: 3,8, spredning: 1,1

Svarmulighed	01-08-2018 — 31-12-2018: Antal	01-08-2018 — 31-12-2018: Andel (%)
Helt enig	18	34
Delvist enig	16	30
Hverken enig eller uenig	14	26
Delvist uenig	3	6
Helt uenig	2	4
Total	53	-



01-08-2018 — 31-12-2018; Gennemsnit: 4,4, spredning: 0,7

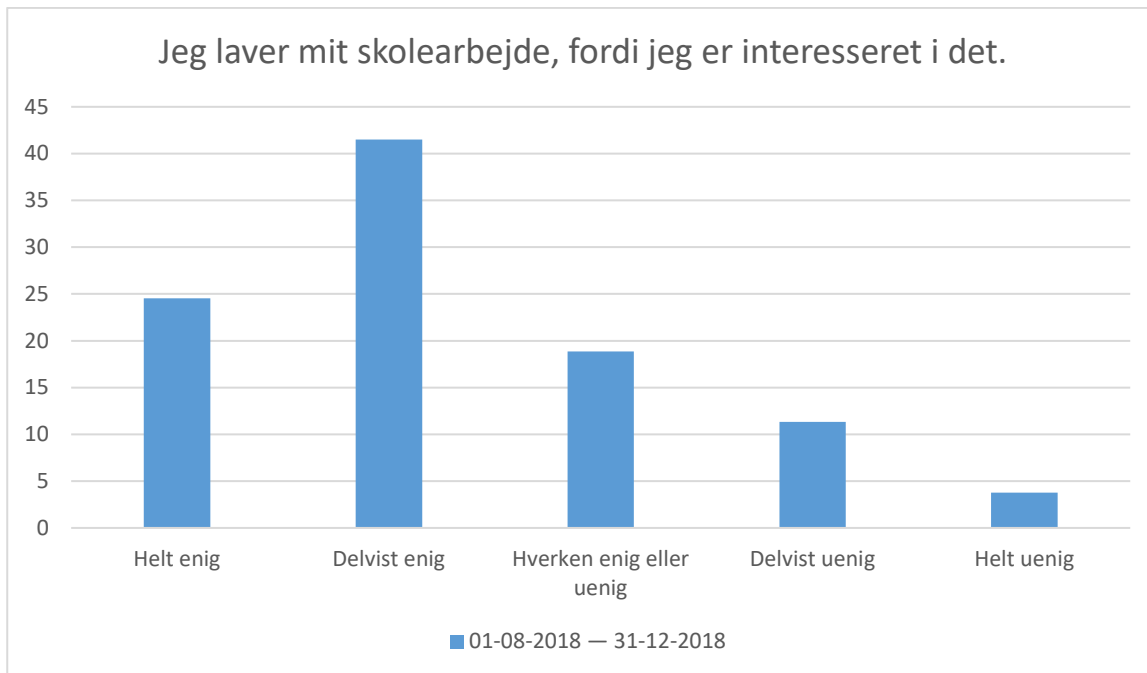
Svarmulighed	01-08-2018 — 31-12-2018: Antal		01-08-2018 — 31-12-2018: Andel (%)	
Helt enig	29	19	55	36
Delvist enig	4	1	8	2
Hverken enig eller uenig	0	0	0	0
Delvist uenig	53	-	-	-
Helt uenig				
<b>Total</b>				



01-08-2018 — 31-12-2018; Gennemsnit: 4,1, spredning: 0,8

Svarmulighed	01-08-2018 — 31-12-2018: Antal		01-08-2018 — 31-12-2018: Andel (%)	
Helt enig	18	23	34	43
Delvist enig	11	1	21	2
Hverken enig eller uenig	0	0	0	0
Delvist uenig	0	0	0	0
Helt uenig	0	0	0	0
Total	53	53	-	-





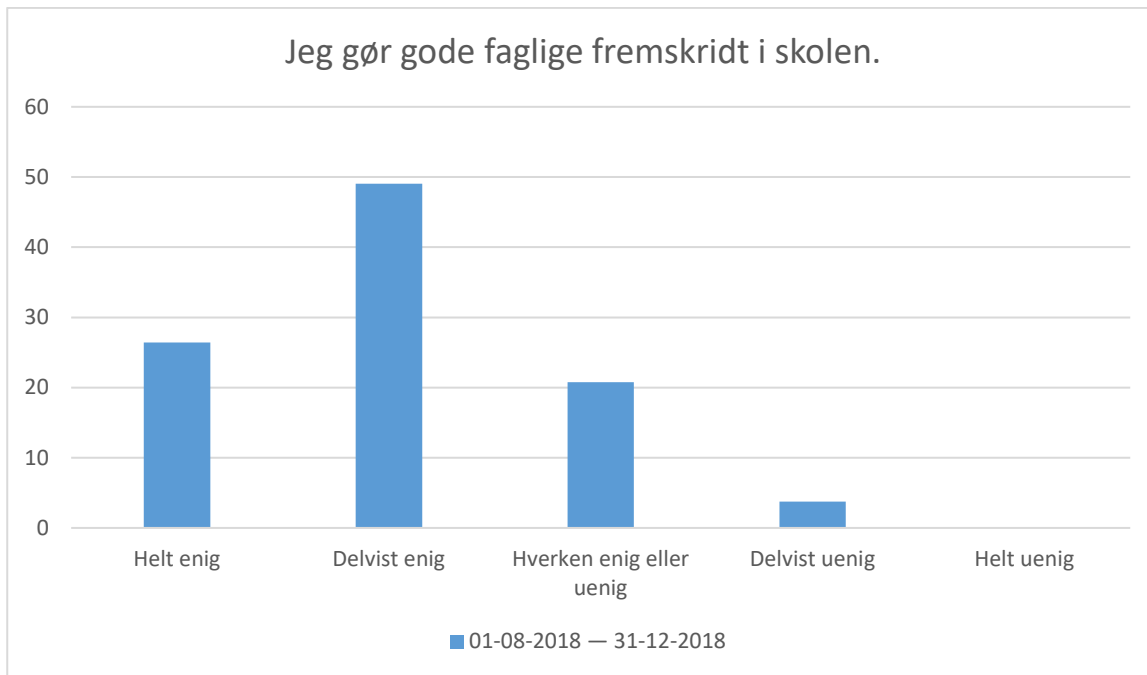
01-08-2018 — 31-12-2018; Gennemsnit: 3,7, spredning: 1,1

Svarmulighed	01-08-2018 — 31-12-2018: Antal	01-08-2018 — 31-12-2018: Andel (%)
Helt enig	13	25
Delvist enig	22	42
Hverken enig eller uenig	10	19
Delvist uenig	6	11
Helt uenig	2	4
Total	53	-



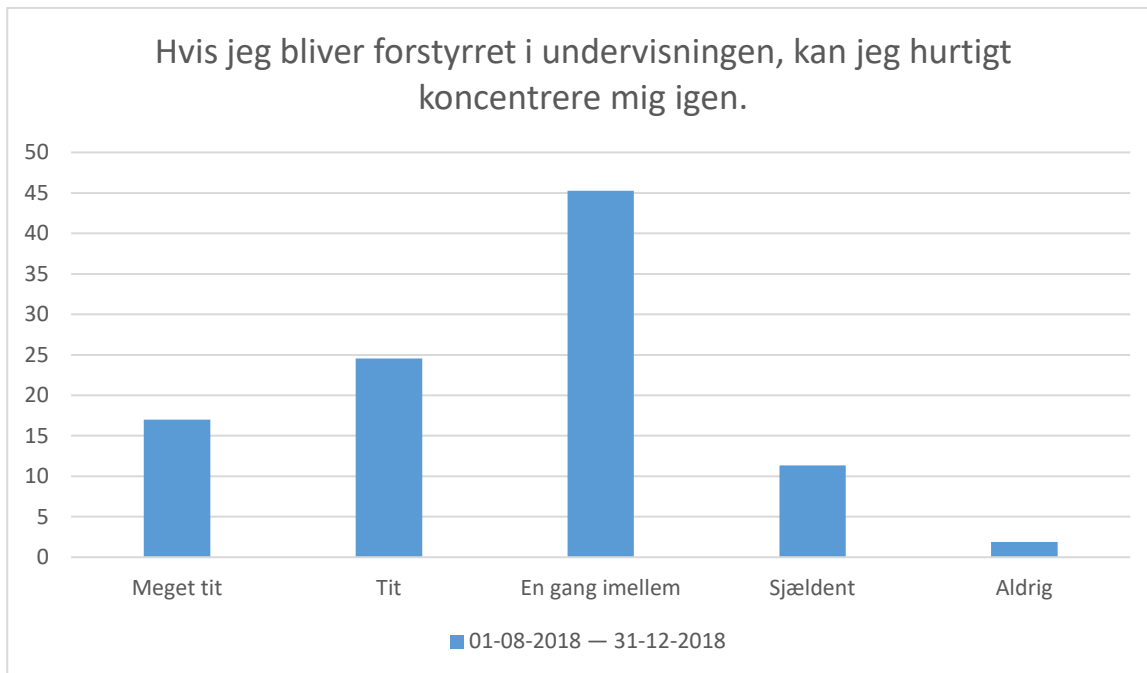
01-08-2018 — 31-12-2018; Gennemsnit: 3,8, spredning: 1,2

Svarmulighed	01-08-2018 — 31-12-2018: Antal	01-08-2018 — 31-12-2018: Andel (%)
Helt enig	18	34
Delvist enig	17	32
Hverken enig eller uenig	11	21
Delvist uenig	2	4
Helt uenig	5	9
Total	53	-



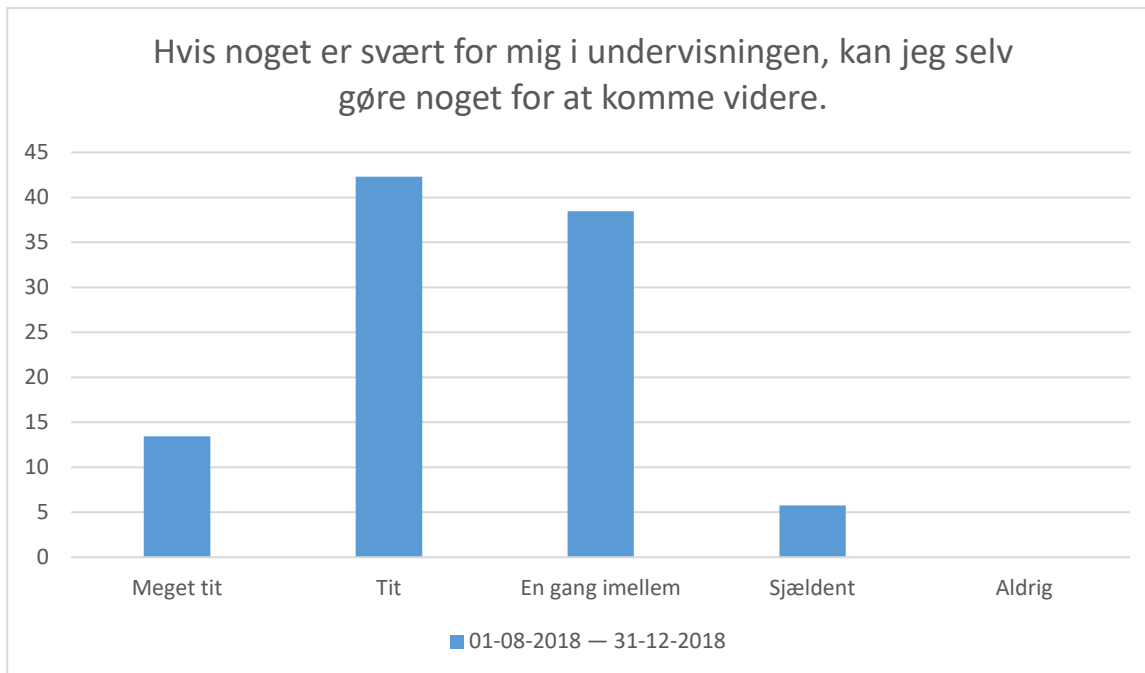
01-08-2018 — 31-12-2018; Gennemsnit: 4, spredning: 0,8

Svarmulighed	01-08-2018 — 31-12-2018: Antal		01-08-2018 — 31-12-2018: Andel (%)	
Helt enig	14	26	26	26
Delvist enig	26	49	49	49
Hverken enig eller uenig	11	21	21	21
Delvist uenig	2	4	4	4
Helt uenig	0	0	0	0
Total	53	-	-	-



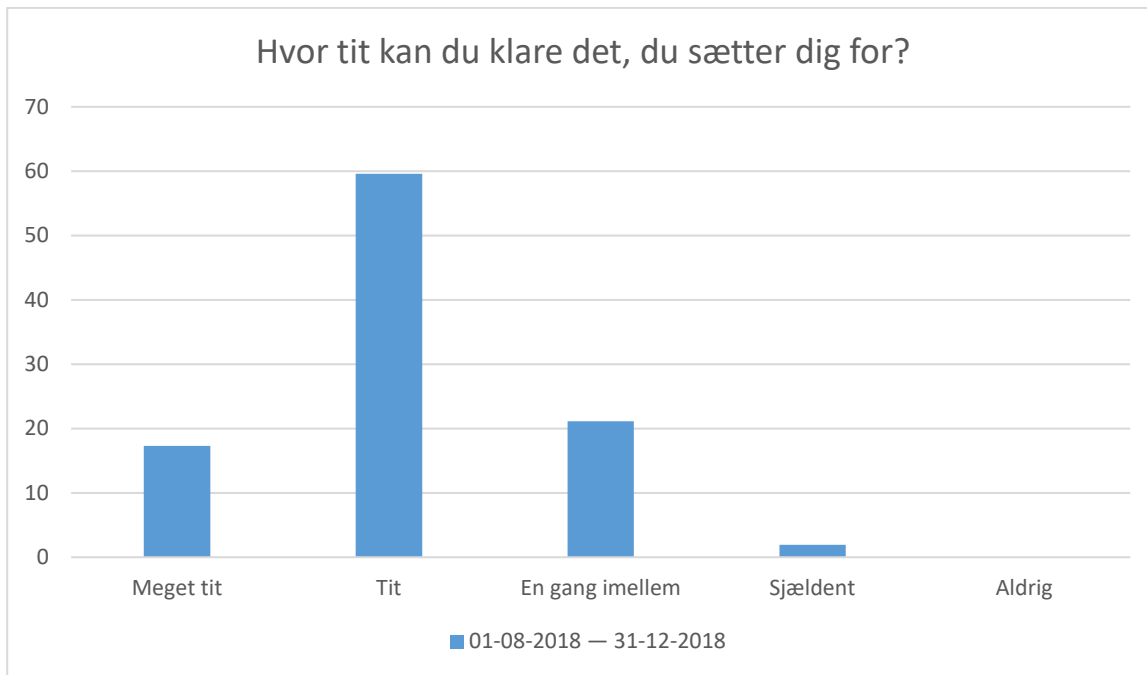
01-08-2018 — 31-12-2018; Gennemsnit: 3,4, spredning: 1

Svarmulighed	01-08-2018 — 31-12-2018: Antal	01-08-2018 — 31-12-2018: Andel (%)
Meget tit	9	17
Tit	13	25
En gang imellem	24	45
Sjældent	6	11
Aldrig	1	2
Total	53	-



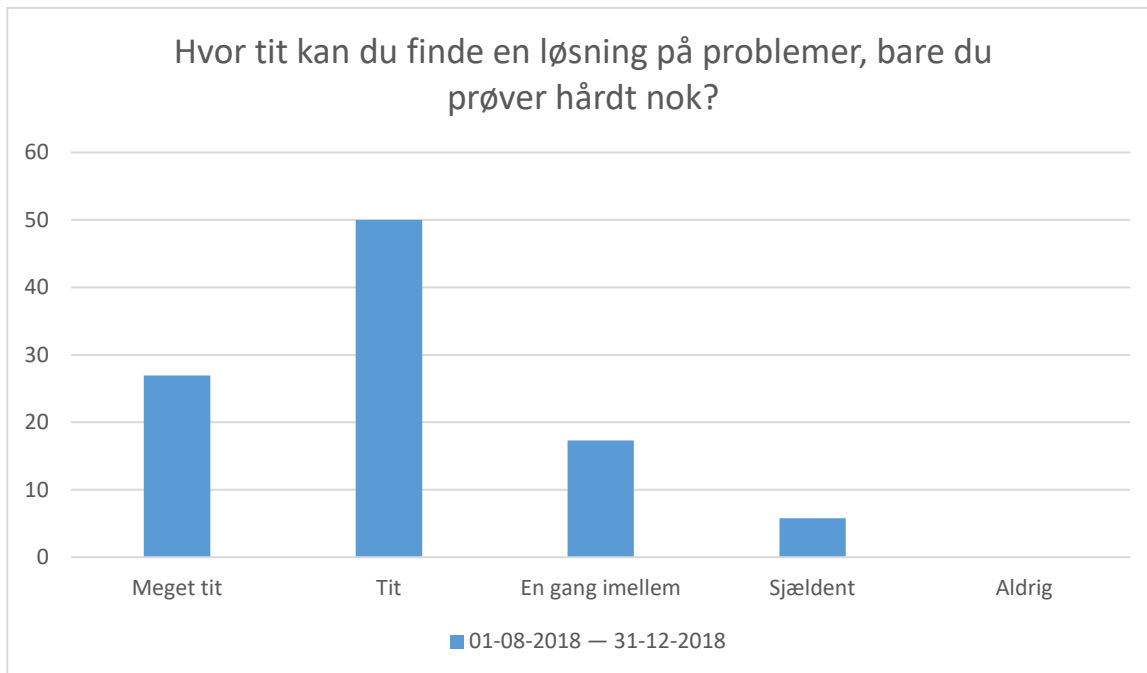
01-08-2018 — 31-12-2018; Gennemsnit: 3,6, spredning: 0,8

Svarmulighed	01-08-2018 — 31-12-2018: Antal	01-08-2018 — 31-12-2018: Andel (%)
Meget tit	7	13
Tit	22	42
En gang imellem	20	38
Sjældent	3	6
Aldrig	0	0
Total	52	-



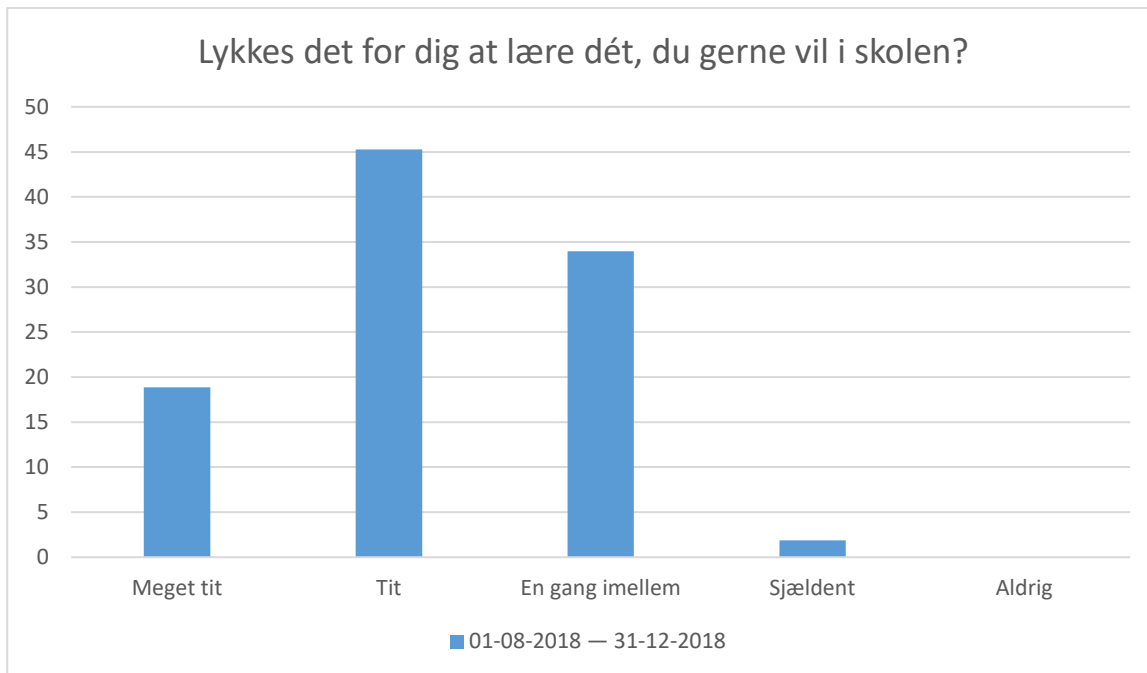
01-08-2018 — 31-12-2018; Gennemsnit: 3,9, spredning: 0,7

Svarmulighed	01-08-2018 — 31-12-2018: Antal	01-08-2018 — 31-12-2018: Andel (%)
Meget tit	9	17
Tit	31	60
En gang imellem	11	21
Sjældent	1	2
Aldrig	0	0
Total	52	-



01-08-2018 — 31-12-2018; Gennemsnit: 4, spredning: 0,8

Svarmulighed	01-08-2018 — 31-12-2018: Antal	01-08-2018 — 31-12-2018: Andel (%)
Meget tit	14	27
Tit	26	50
En gang imellem	9	17
Sjældent	3	6
Aldrig	0	0
Total	52	-

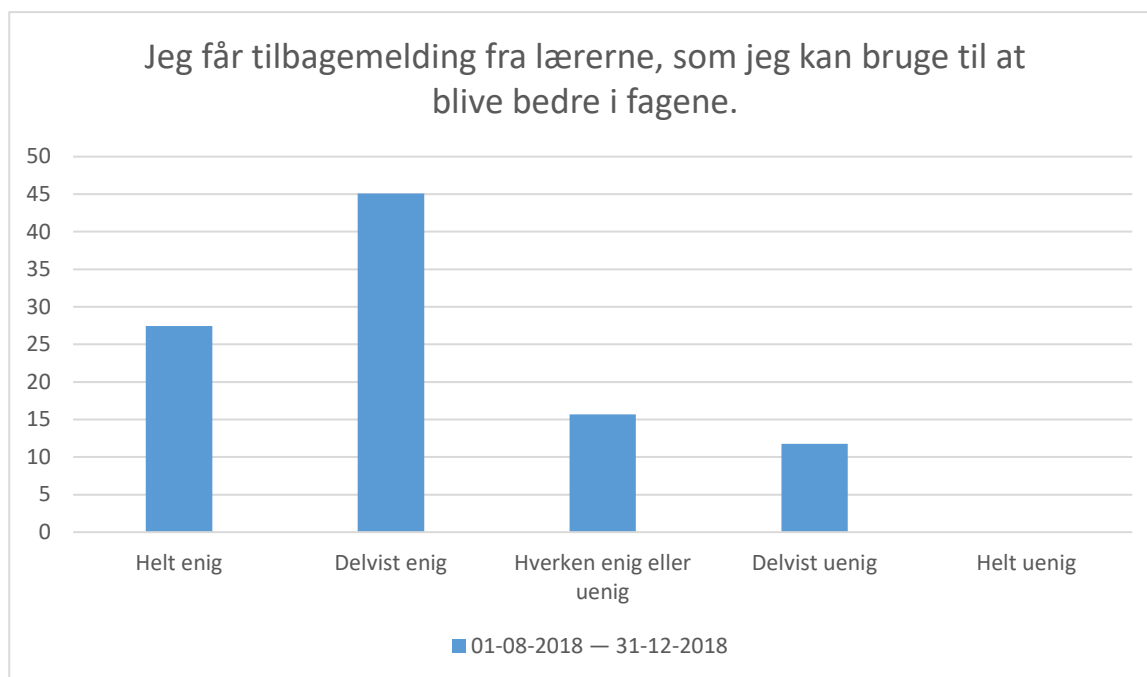


01-08-2018 — 31-12-2018; Gennemsnit: 3,8, spredning: 0,8

Svarmulighed	01-08-2018 — 31-12-2018: Antal	01-08-2018 — 31-12-2018: Andel (%)
Meget tit	10	19
Tit	24	45
En gang imellem	18	34
Sjældent	1	2
Aldrig	0	0
Total	53	-

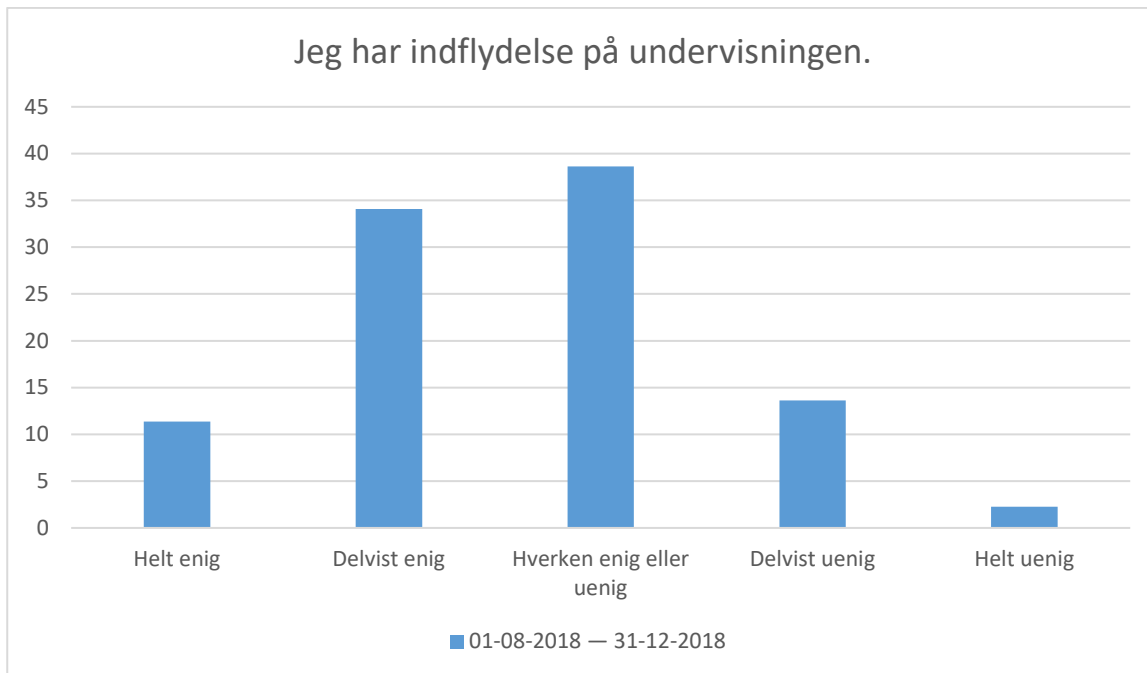


## Afsnit D



01-08-2018 — 31-12-2018; Gennemsnit: 3,9, spredning: 1

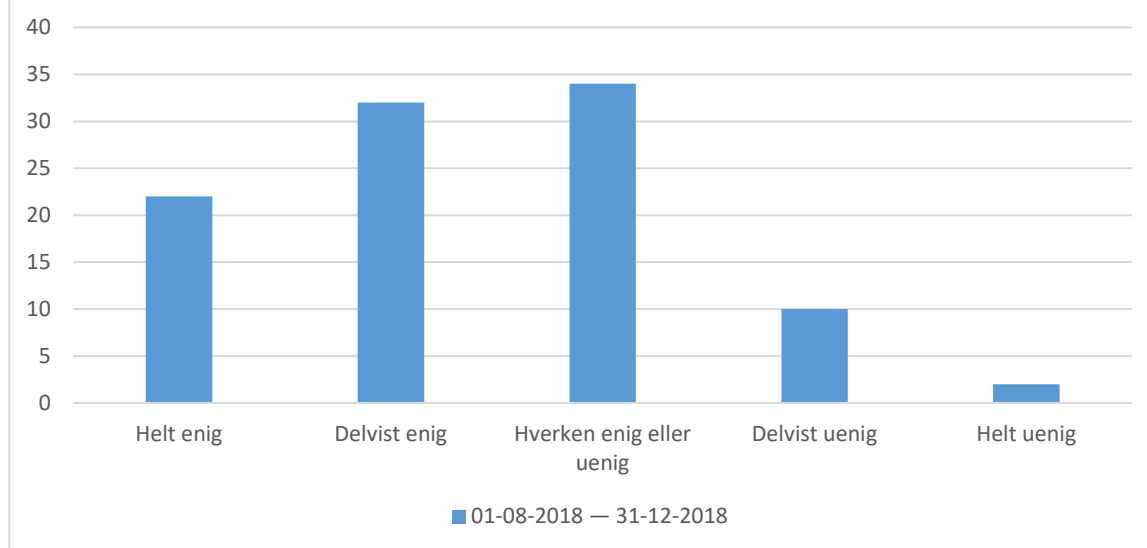
Svarmulighed	01-08-2018 — 31-12-2018: Antal	01-08-2018 — 31-12-2018: Andel (%)
Helt enig	14	27
Delvist enig	23	45
Hverken enig eller uenig	8	16
Delvist uenig	6	12
Helt uenig	0	0
Total	51	-



01-08-2018 — 31-12-2018; Gennemsnit: 3,4, spredning: 0,9

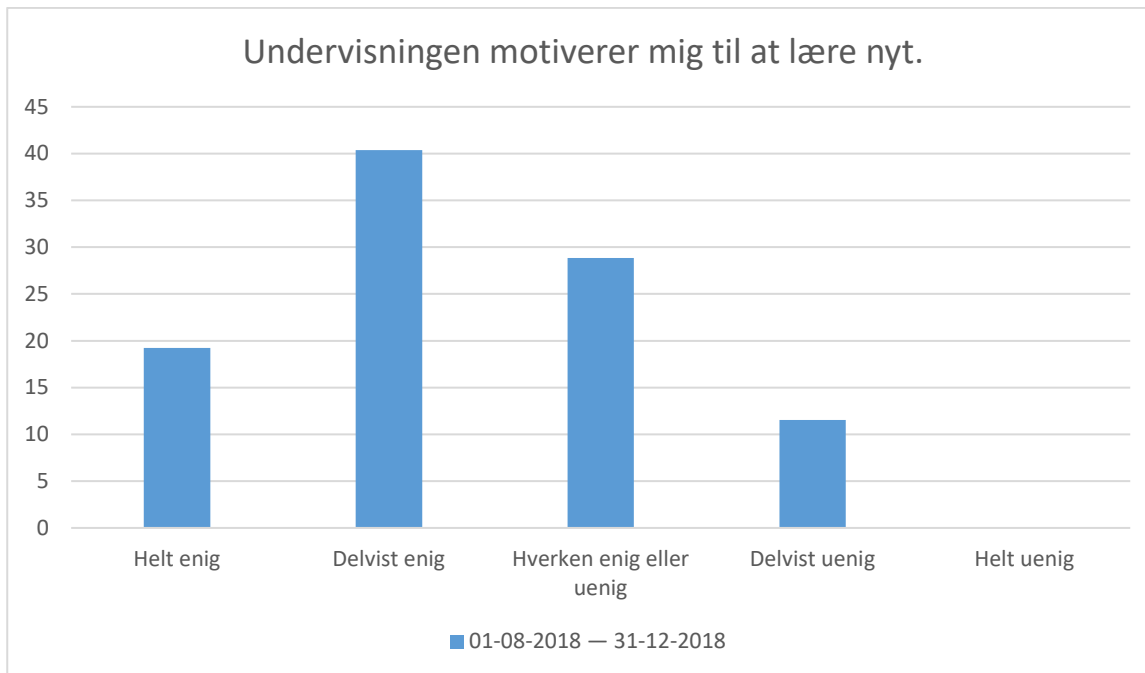
Svarmulighed	01-08-2018 — 31-12-2018: Antal	01-08-2018 — 31-12-2018: Andel (%)
Helt enig	5	11
Delvist enig	15	34
Hverken enig eller uenig	17	39
Delvist uenig	6	14
Helt uenig	1	2
Total	44	-

### Lærerne sørger for, at elevernes ideer bliver brugt i undervisningen.



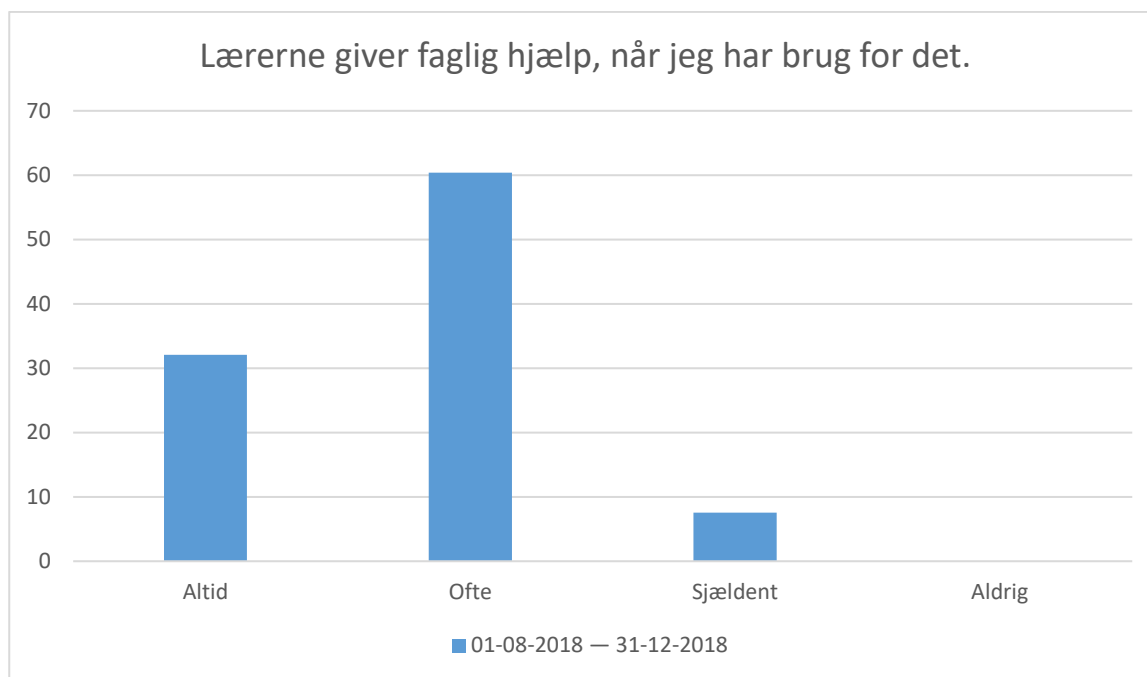
01-08-2018 — 31-12-2018; Gennemsnit: 3,6, spredning: 1

Svarmulighed	01-08-2018 — 31-12-2018: Antal	01-08-2018 — 31-12-2018: Andel (%)
Helt enig	11	22
Delvist enig	16	32
Hverken enig eller uenig	17	34
Delvist uenig	5	10
Helt uenig	1	2
Total	50	-



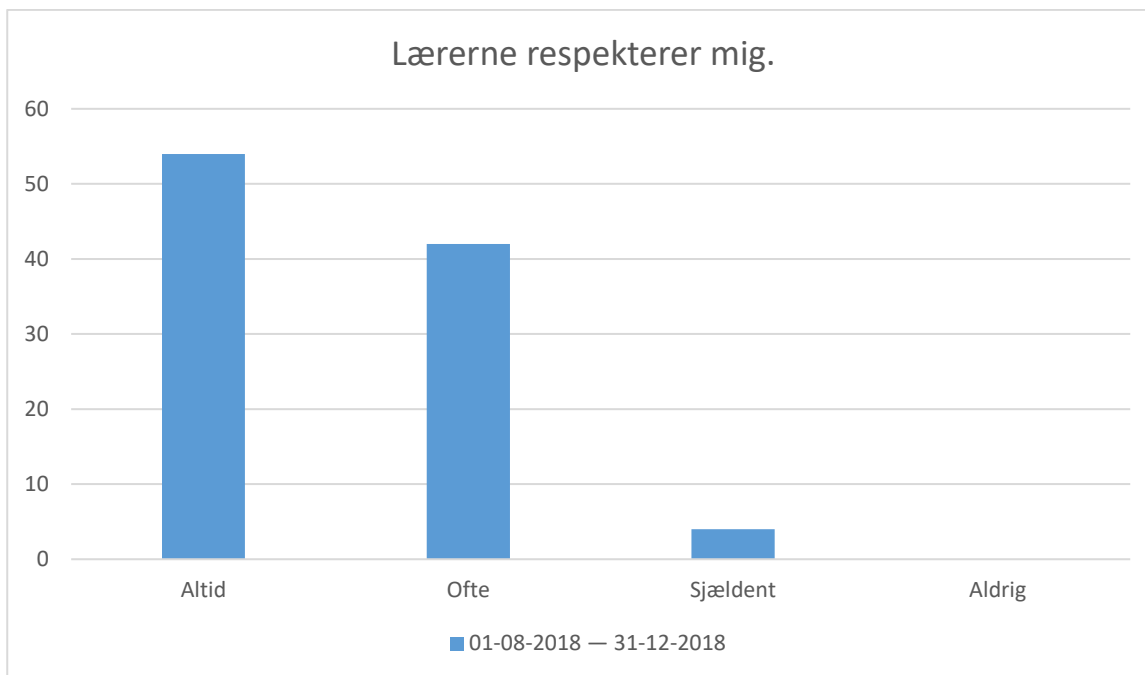
01-08-2018 — 31-12-2018; Gennemsnit: 3,7, spredning: 0,9

Svarmulighed	01-08-2018 — 31-12-2018: Antal		01-08-2018 — 31-12-2018: Andel (%)	
Helt enig		10		19
Delvist enig		21		40
Hverken enig eller uenig		15		29
Delvist uenig		6		12
Helt uenig		0		0
Total		52		-



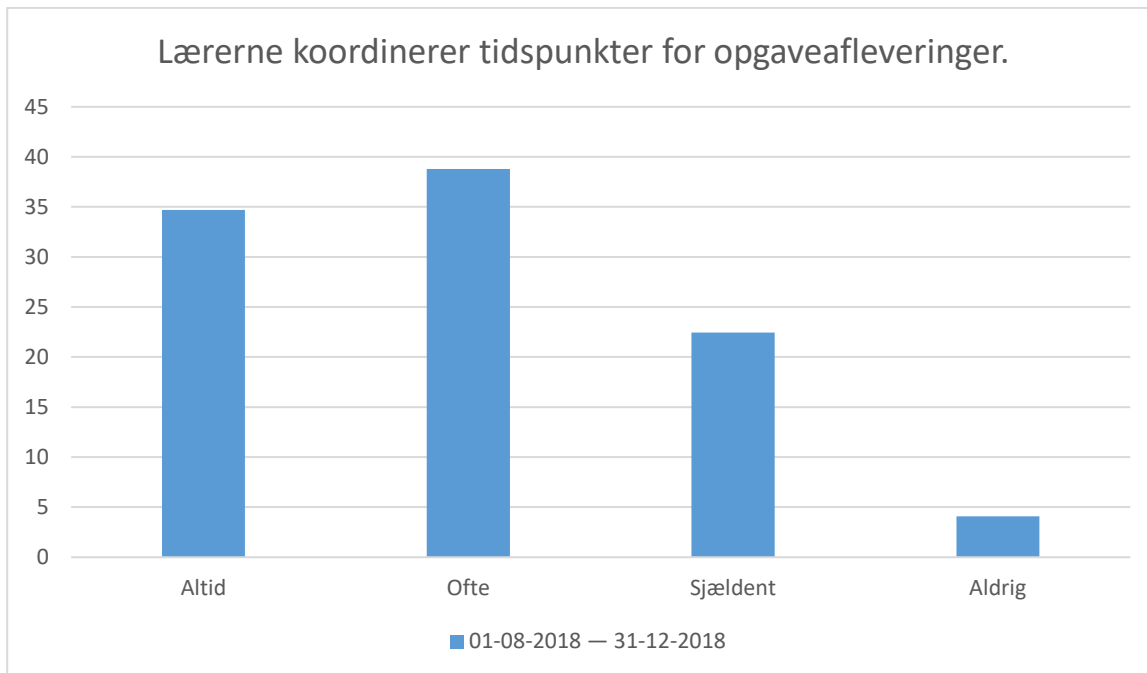
01-08-2018 — 31-12-2018; Gennemsnit: 3,2, spredning: 0,6

Svarmulighed	01-08-2018 — 31-12-2018: Antal	01-08-2018 — 31-12-2018: Andel (%)
Altid	17	32
Ofte	32	60
Sjældent	4	8
Aldrig	0	0
Total	53	-



01-08-2018 — 31-12-2018; Gennemsnit: 3,5, spredning: 0,6

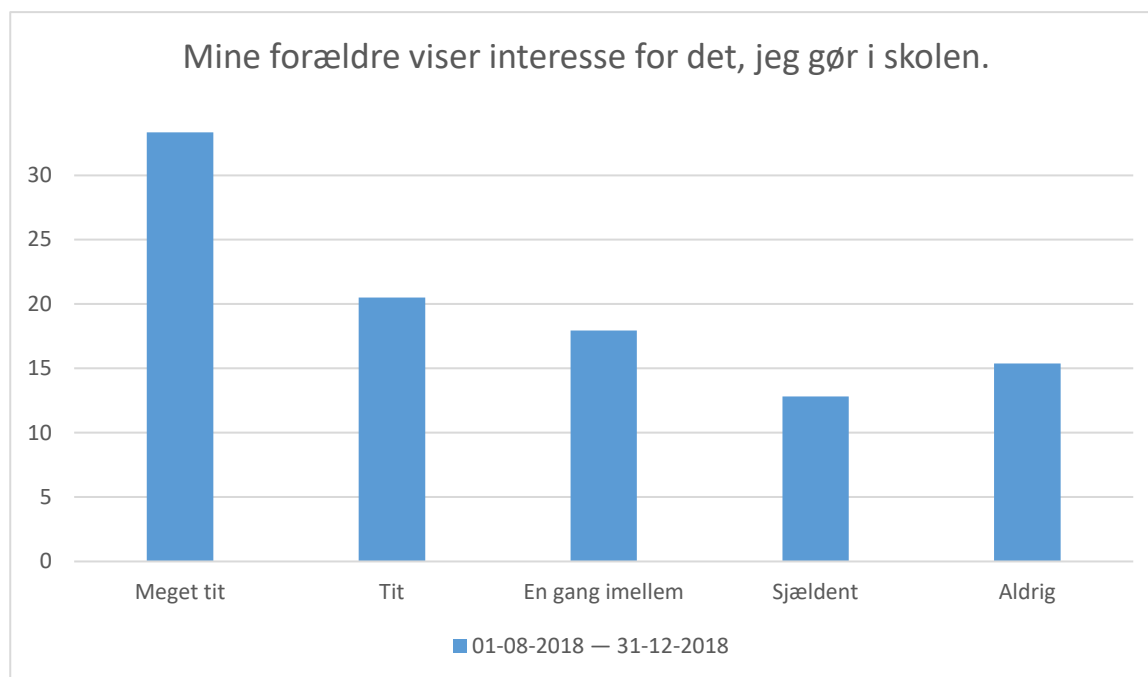
Svarmulighed	01-08-2018 — 31-12-2018: Antal	01-08-2018 — 31-12-2018: Andel (%)
Altid	27	54
Ofte	21	42
Sjældent	2	4
Aldrig	0	0
<b>Total</b>	<b>50</b>	<b>-</b>



01-08-2018 — 31-12-2018; Gennemsnit: 3, spredning: 0,9

Svarmulighed	01-08-2018 — 31-12-2018: Antal	01-08-2018 — 31-12-2018: Andel (%)
Altid	17	35
Ofte	19	39
Sjældent	11	22
Aldrig	2	4
Total	49	-

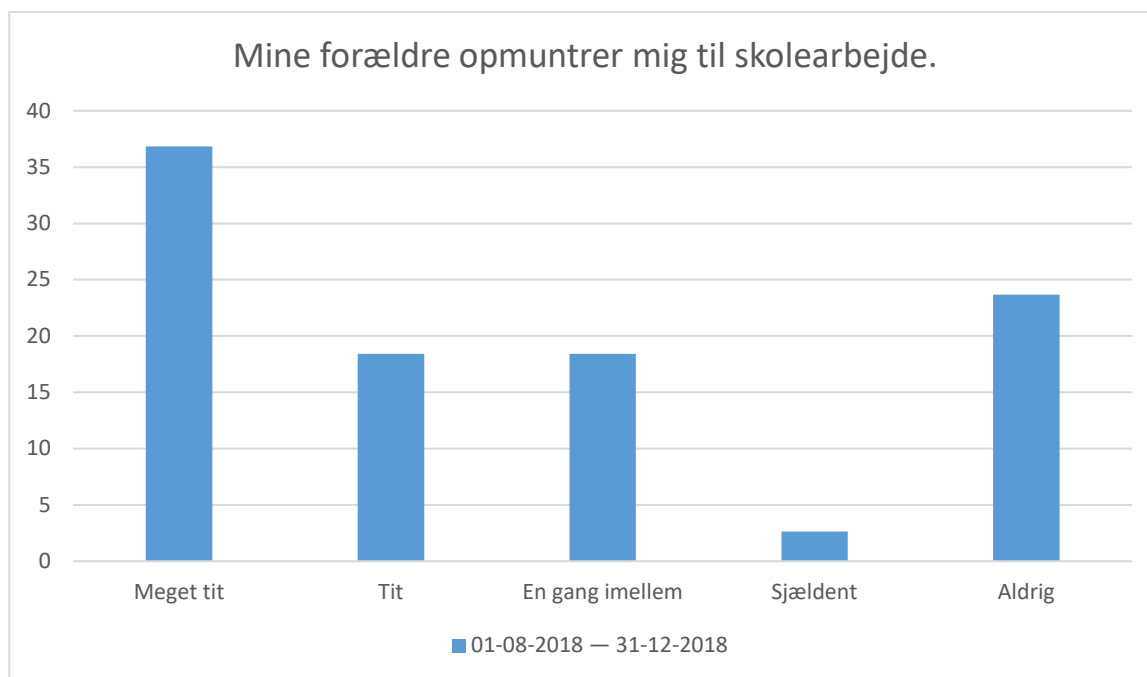
## Afsnit E



01-08-2018 — 31-12-2018; Gennemsnit: 3,4, spredning: 1,5

Svarmulighed	01-08-2018 — 31-12-2018: Antal	01-08-2018 — 31-12-2018: Andel (%)
Meget tit	13	33
Tit	8	21
En gang imellem	7	18
Sjældent	5	13
Aldrig	6	15
Total	39	-

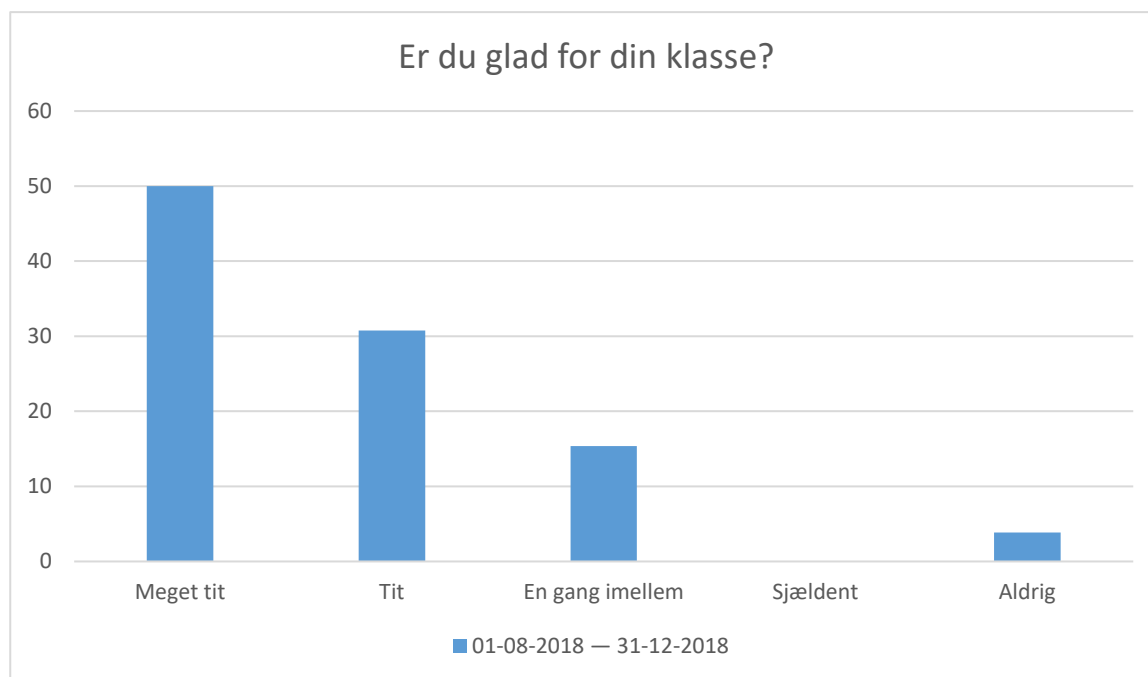




01-08-2018 — 31-12-2018; Gennemsnit: 3,4, spredning: 1,6

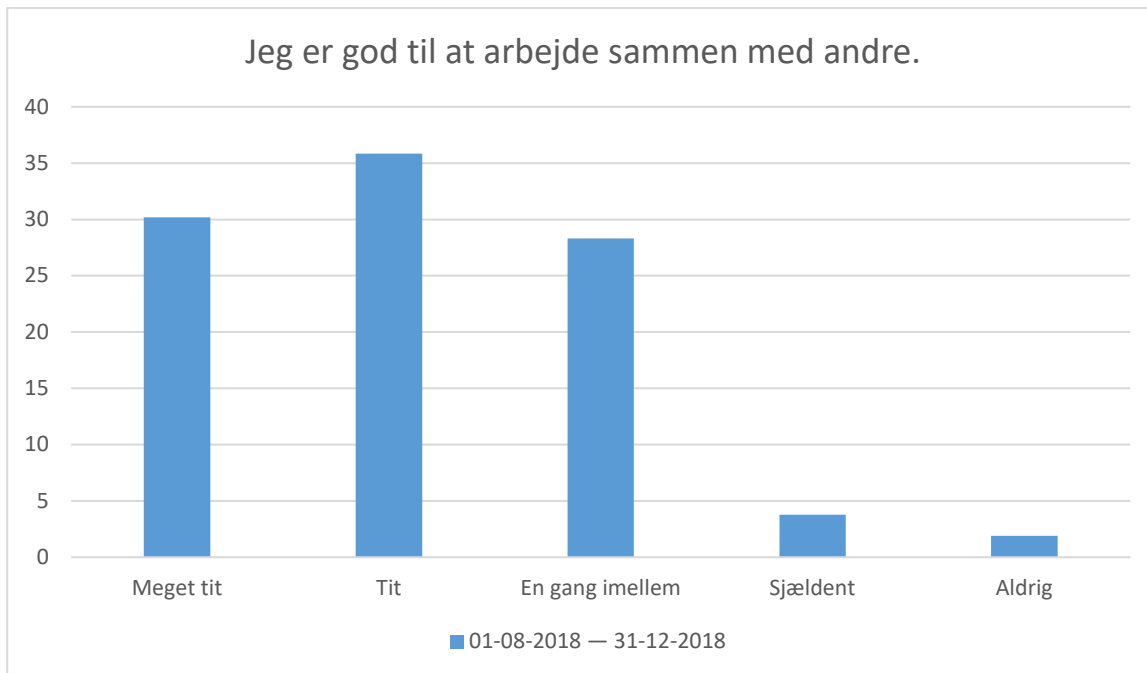
Svarmulighed	01-08-2018 — 31-12-2018: Antal	01-08-2018 — 31-12-2018: Andel (%)
Meget tit	14	37
Tit	7	18
En gang imellem	7	18
Sjældent	1	3
Aldrig	9	24
Total	38	-

## Afsnit F



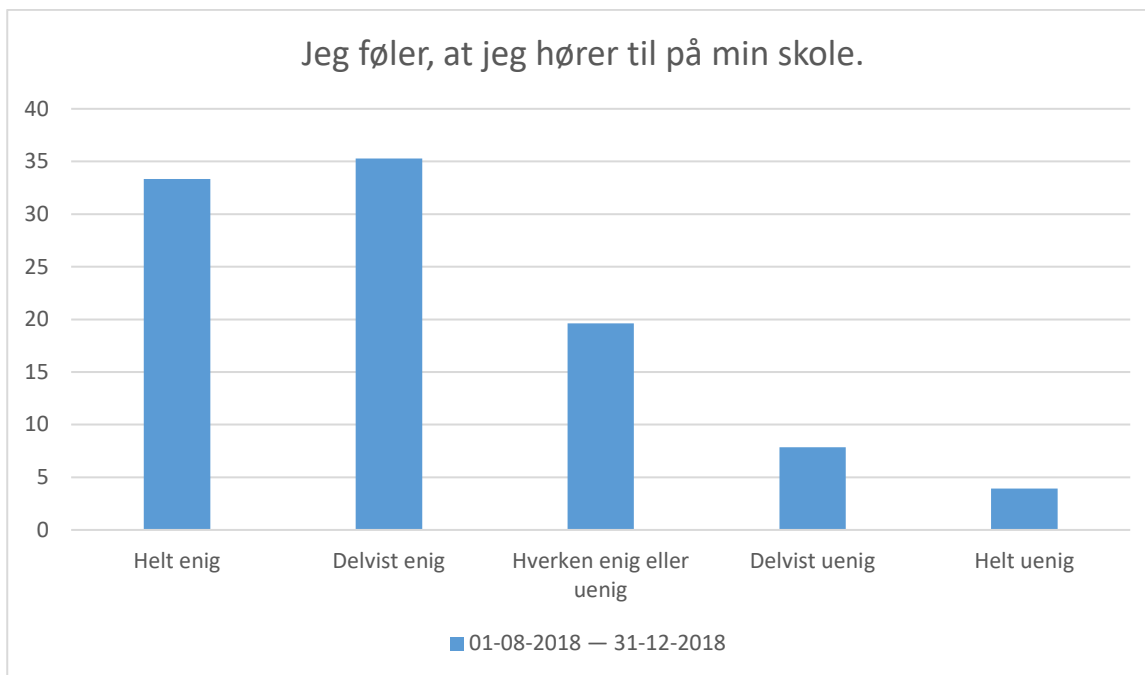
01-08-2018 — 31-12-2018; Gennemsnit: 4,2, spredning: 1

Svarmulighed	01-08-2018 — 31-12-2018: Antal	01-08-2018 — 31-12-2018: Andel (%)
Meget tit	26	50
Tit	16	31
En gang imellem	8	15
Sjældent	0	0
Aldrig	2	4
Total	52	-



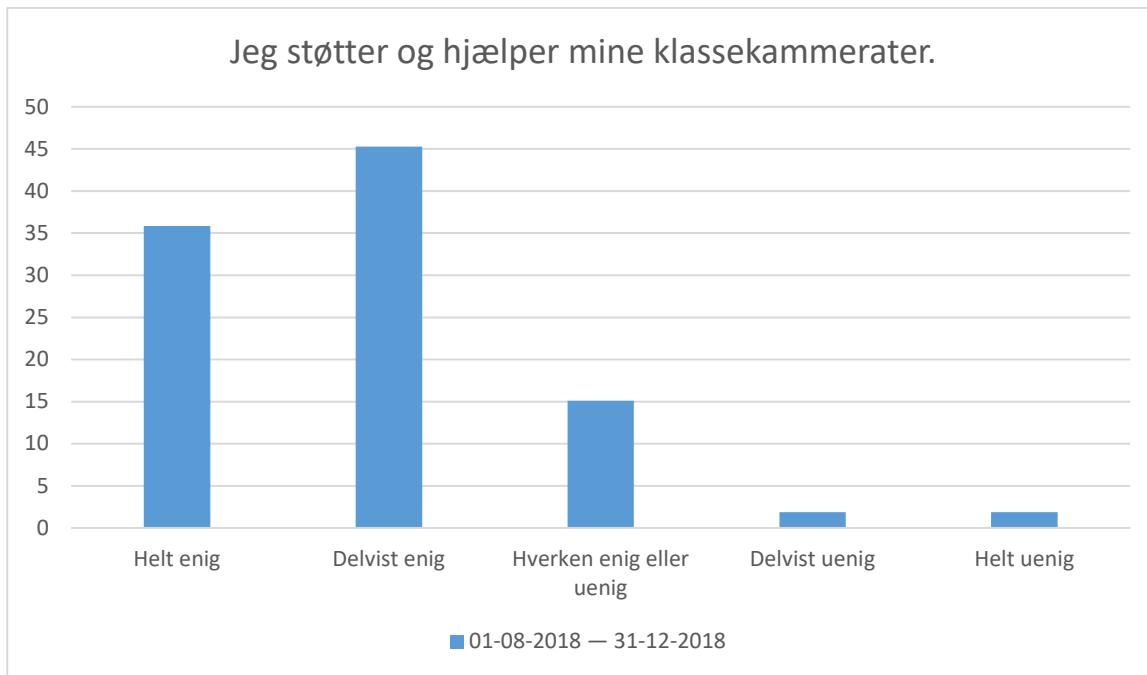
01-08-2018 — 31-12-2018; Gennemsnit: 3,9, spredning: 1

Svarmulighed	01-08-2018 — 31-12-2018: Antal	01-08-2018 — 31-12-2018: Andel (%)
Meget tit	16	30
Tit	19	36
En gang imellem	15	28
Sjældent	2	4
Aldrig	1	2
Total	53	-



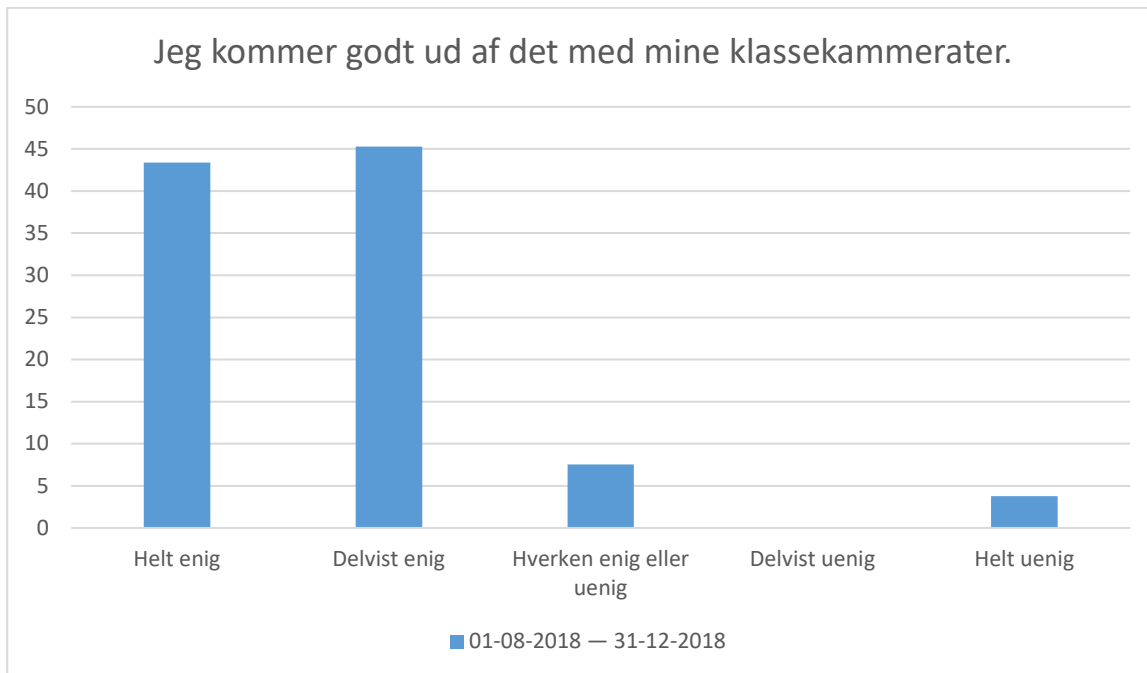
01-08-2018 — 31-12-2018; Gennemsnit: 3,9, spredning: 1,1

Svarmulighed	01-08-2018 — 31-12-2018: Antal	01-08-2018 — 31-12-2018: Andel (%)
Helt enig	17	33
Delvist enig	18	35
Hverken enig eller uenig	10	20
Delvist uenig	4	8
Helt uenig	2	4
Total	51	-



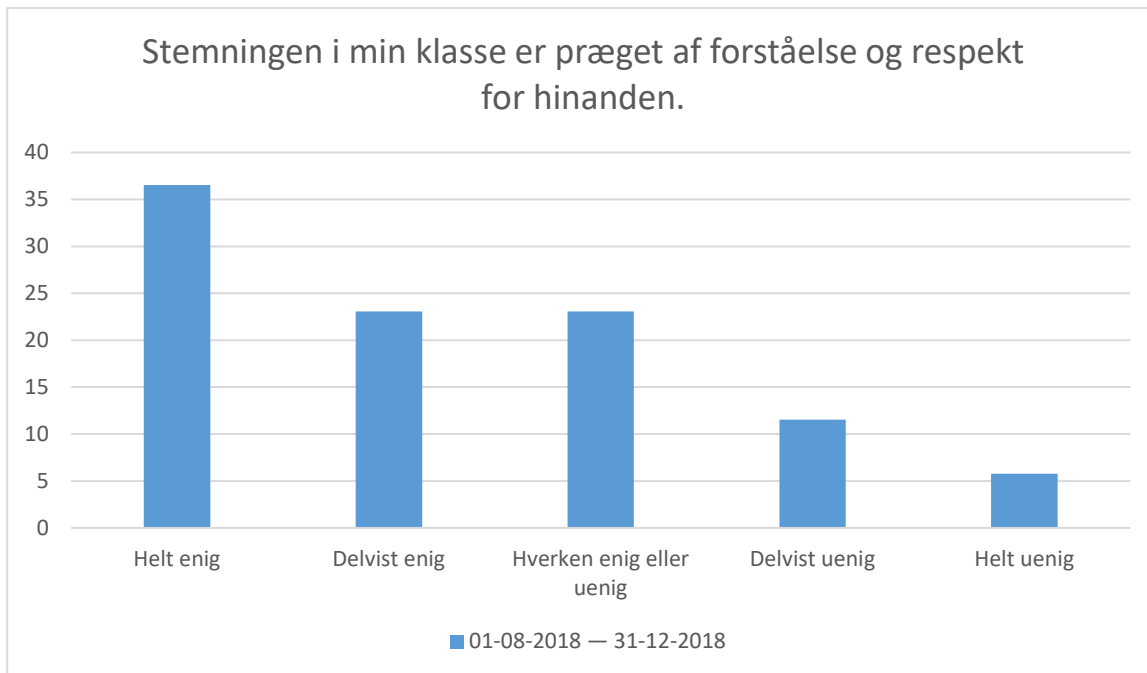
01-08-2018 — 31-12-2018; Gennemsnit: 4,1, spredning: 0,9

Svarmulighed	01-08-2018 — 31-12-2018: Antal	01-08-2018 — 31-12-2018: Andel (%)
Helt enig	19	36
Delvist enig	24	45
Hverken enig eller uenig	8	15
Delvist uenig	1	2
Helt uenig	1	2
Total	53	-



01-08-2018 — 31-12-2018; Gennemsnit: 4,2, spredning: 0,9

Svarmulighed	01-08-2018 — 31-12-2018: Antal	01-08-2018 — 31-12-2018: Andel (%)
Helt enig	23	43
Delvist enig	24	45
Hverken enig eller uenig	4	8
Delvist uenig	0	0
Helt uenig	2	4
Total	53	-



01-08-2018 — 31-12-2018; Gennemsnit: 3,7, spredning: 1,2

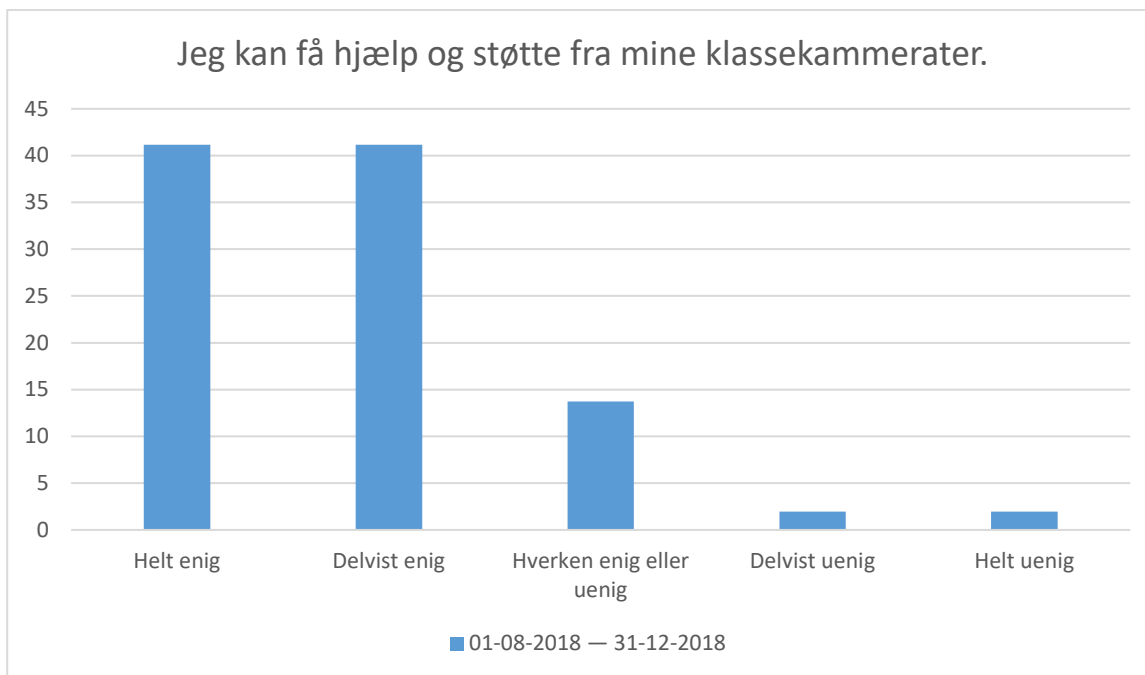
Svarmulighed	01-08-2018 — 31-12-2018: Antal		01-08-2018 — 31-12-2018: Andel (%)	
Helt enig	19	37	37	37
Delvist enig	12	23	23	23
Hverken enig eller uenig	12	23	23	23
Delvist uenig	6	12	12	12
Helt uenig	3	6	6	6
Total	52	-	-	-



01-08-2018 — 31-12-2018; Gennemsnit: 4,2, spredning: 0,8

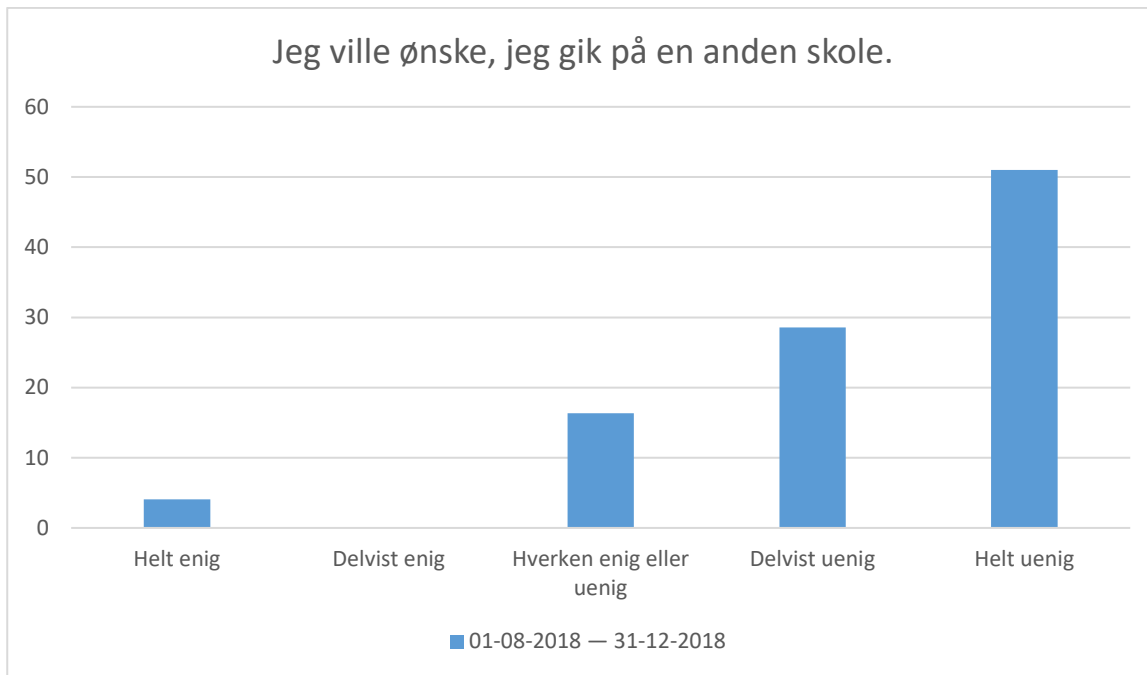
Svarmulighed	01-08-2018 — 31-12-2018: Antal	01-08-2018 — 31-12-2018: Andel (%)
Helt enig	18	35
Delvist enig	25	48
Hverken enig eller uenig	8	15
Delvist uenig	1	2
Helt uenig	0	0
Total	52	-





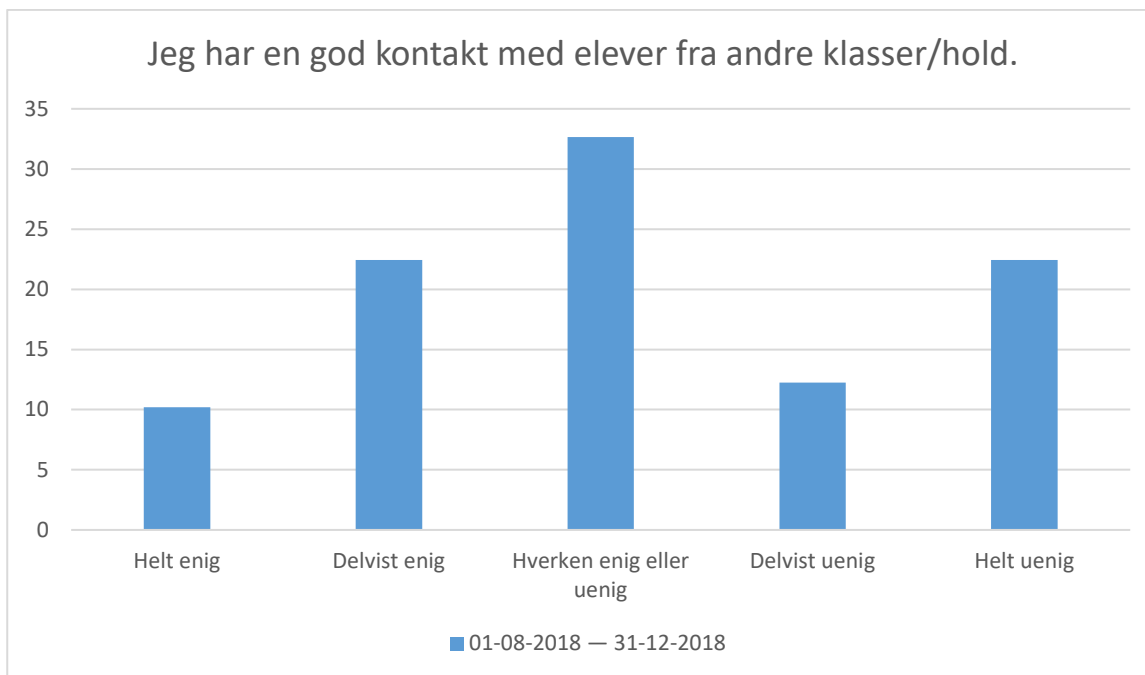
01-08-2018 — 31-12-2018; Gennemsnit: 4,2, spredning: 0,9

Svarmulighed	01-08-2018 — 31-12-2018: Antal	01-08-2018 — 31-12-2018: Andel (%)
Helt enig	21	41
Delvist enig	21	41
Hverken enig eller uenig	7	14
Delvist uenig	1	2
Helt uenig	1	2
Total	51	-



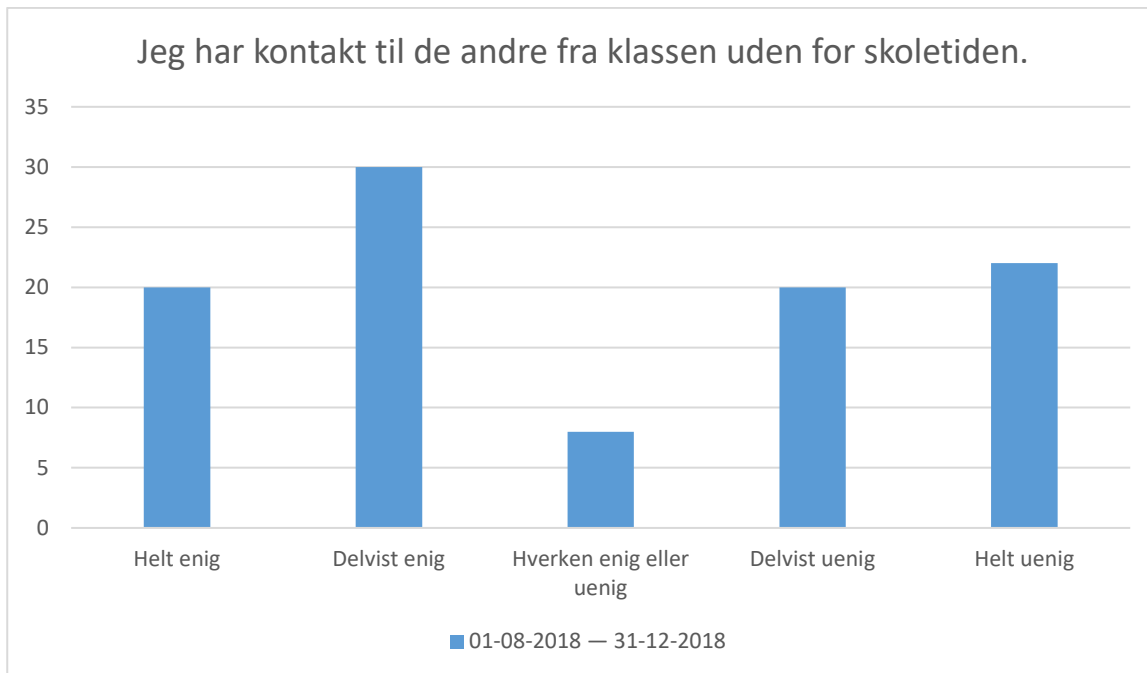
01-08-2018 — 31-12-2018; Gennemsnit: 1,8, spredning: 1

Svarmulighed	01-08-2018 — 31-12-2018: Antal		01-08-2018 — 31-12-2018: Andel (%)	
Helt enig	2		4	
Delvist enig	0		0	
Hverken enig eller uenig	8		16	
Delvist uenig	14		29	
Helt uenig	25		51	
Total	49		-	



01-08-2018 — 31-12-2018; Gennemsnit: 2,9, spredning: 1,3

Svarmulighed	01-08-2018 — 31-12-2018: Antal	01-08-2018 — 31-12-2018: Andel (%)
Helt enig	5	10
Delvist enig	11	22
Hverken enig eller uenig	16	33
Delvist uenig	6	12
Helt uenig	11	22
Total	49	-



01-08-2018 — 31-12-2018; Gennemsnit: 3,1, spredning: 1,5

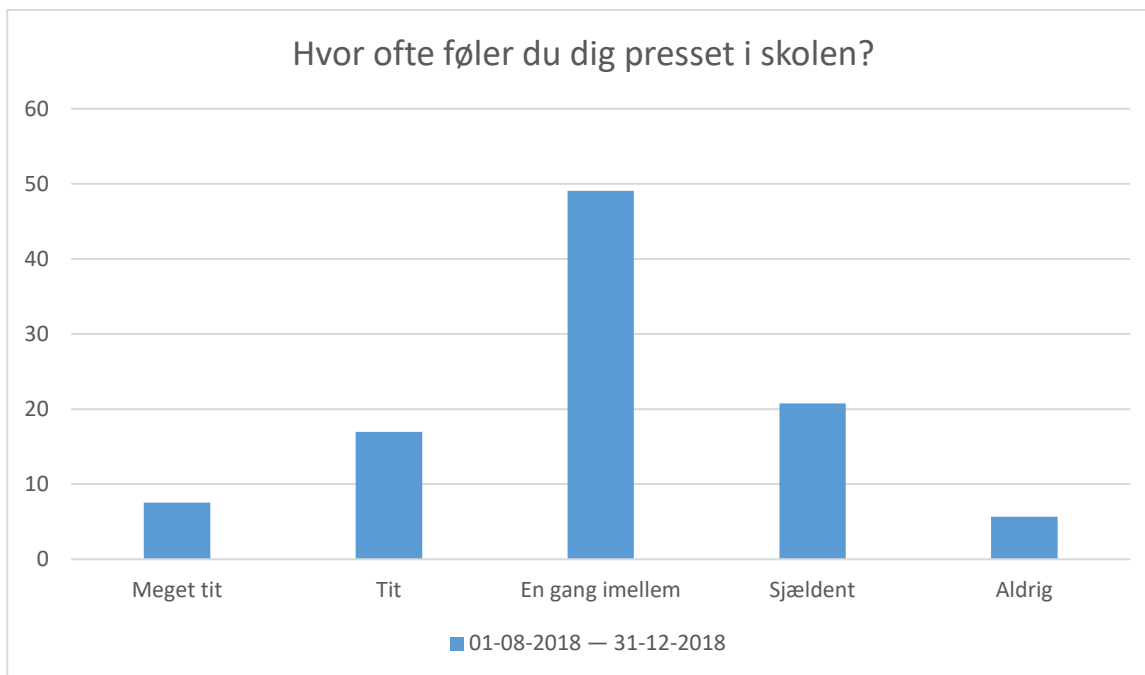
Svarmulighed	01-08-2018 — 31-12-2018: Antal		01-08-2018 — 31-12-2018: Andel (%)	
Helt enig	10	20	20	20
Delvist enig	15	30	30	30
Hverken enig eller uenig	4	8	8	8
Delvist uenig	10	20	20	20
Helt uenig	11	22	22	22
Total	50	-	-	-

## Afsnit G



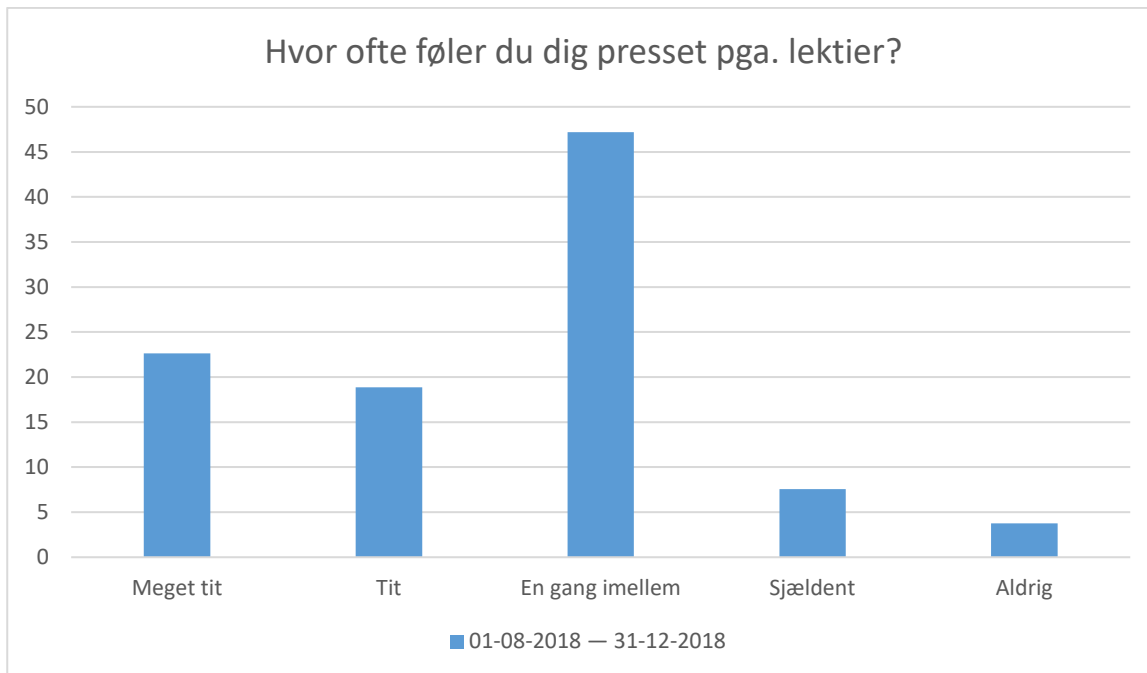
01-08-2018 — 31-12-2018; Gennemsnit: 1,6, spredning: 0,9

Svarmulighed	01-08-2018 — 31-12-2018: Antal		01-08-2018 — 31-12-2018: Andel (%)	
Helt enig	0		0	
Delvist enig	2		4	
Hverken enig eller uenig	8		16	
Delvist uenig	7		14	
Helt uenig	32		65	
Total	49		-	



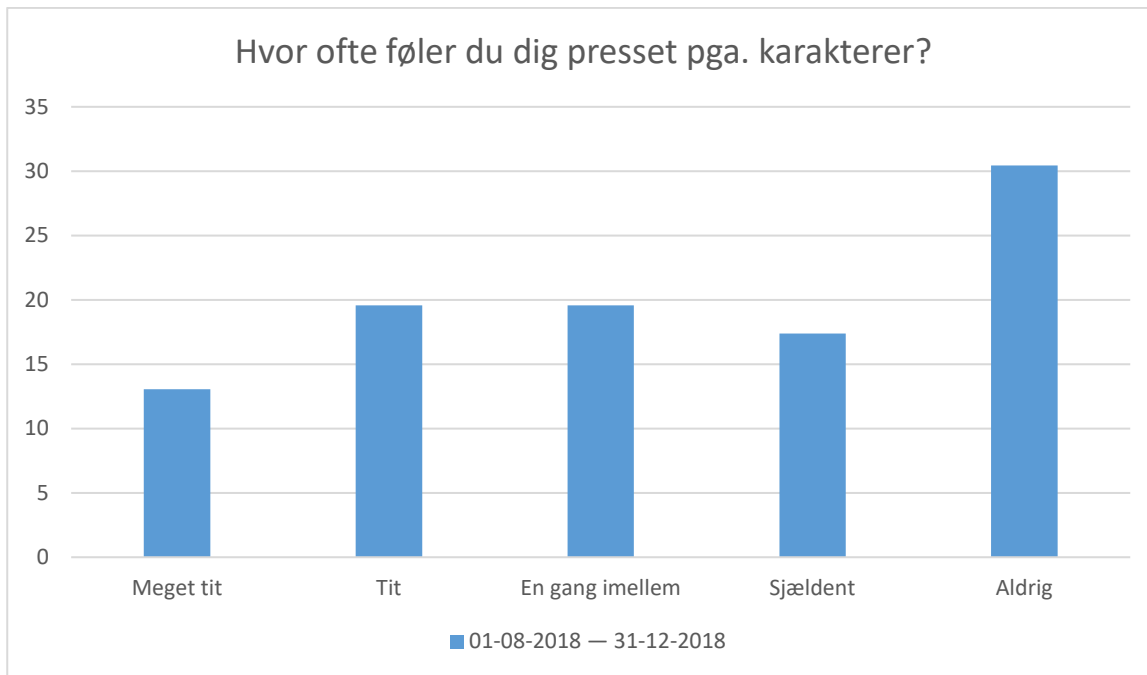
01-08-2018 — 31-12-2018; Gennemsnit: 3, spredning: 1

Svarmulighed	01-08-2018 — 31-12-2018: Antal	01-08-2018 — 31-12-2018: Andel (%)
Meget tit	4	8
Tit	9	17
En gang imellem	26	49
Sjældent	11	21
Aldrig	3	6
Total	53	-



01-08-2018 — 31-12-2018; Gennemsnit: 3,5, spredning: 1

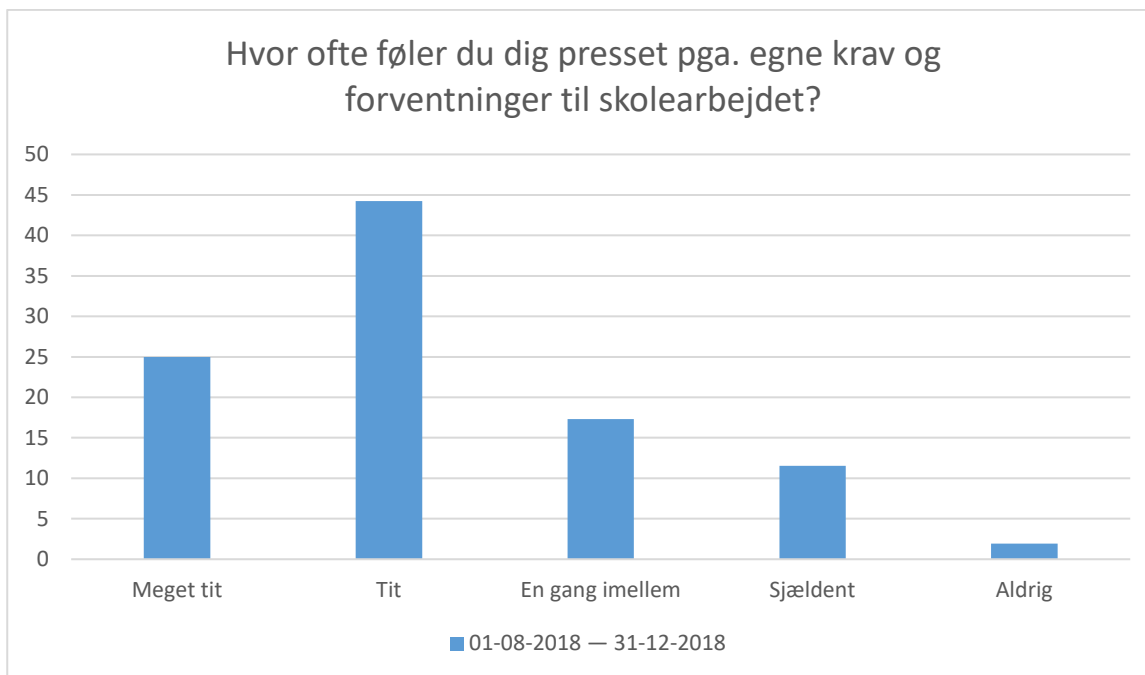
Svarmulighed	01-08-2018 — 31-12-2018: Antal	01-08-2018 — 31-12-2018: Andel (%)
Meget tit	12	23
Tit	10	19
En gang imellem	25	47
Sjældent	4	8
Aldrig	2	4
Total	53	-



01-08-2018 — 31-12-2018; Gennemsnit: 2,7, spredning: 1,4

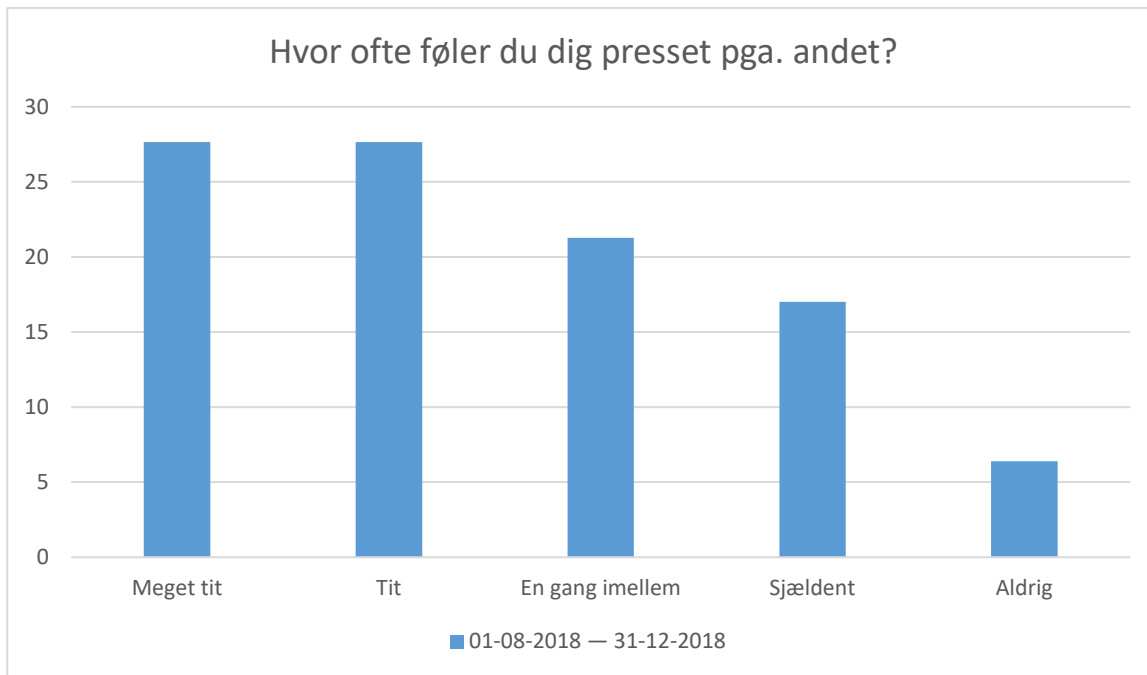
Svarmulighed	01-08-2018 — 31-12-2018: Antal	01-08-2018 — 31-12-2018: Andel (%)
Meget tit	6	13
Tit	9	20
En gang imellem	9	20
Sjældent	8	17
Aldrig	14	30
Total	46	-





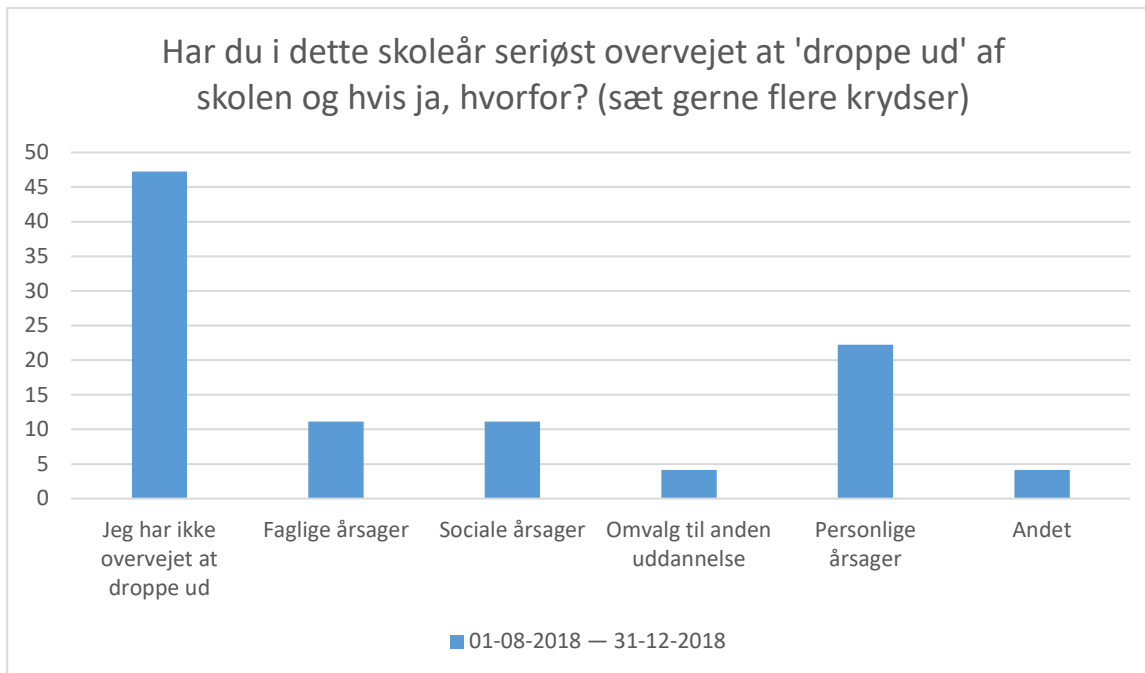
01-08-2018 — 31-12-2018; Gennemsnit: 3,8, spredning: 1

Svarmulighed	01-08-2018 — 31-12-2018: Antal	01-08-2018 — 31-12-2018: Andel (%)
Meget tit	13	25
Tit	23	44
En gang imellem	9	17
Sjældent	6	12
Aldrig	1	2
Total	52	-



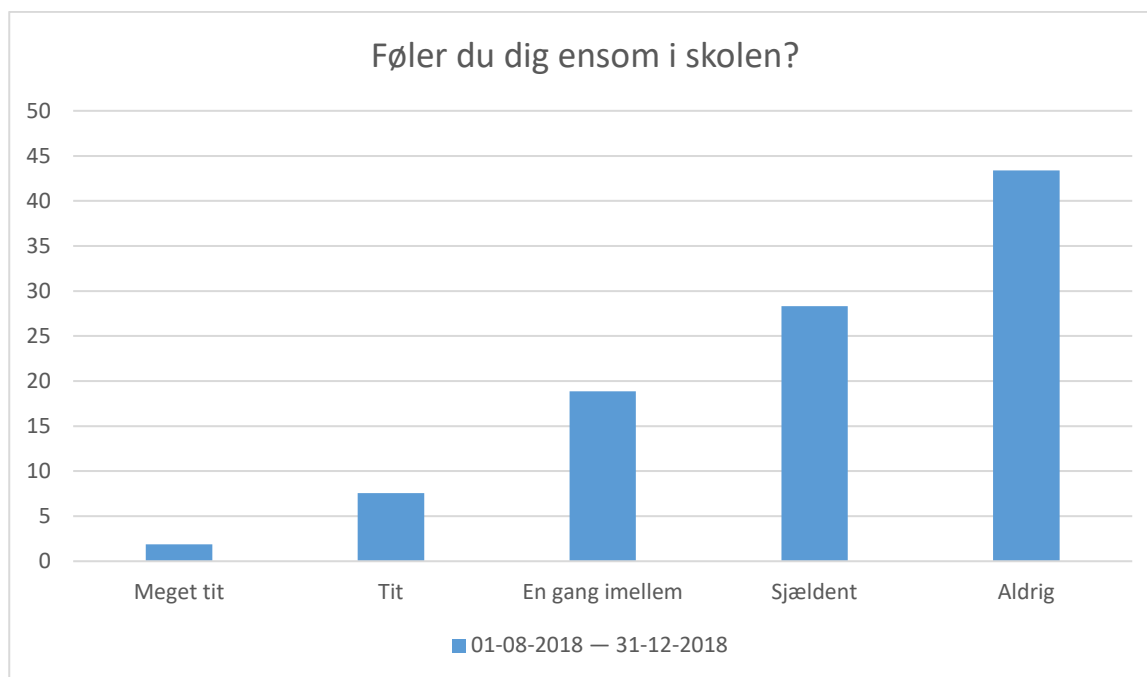
01-08-2018 — 31-12-2018; Gennemsnit: 3,5, spredning: 1,2

Svarmulighed	01-08-2018 — 31-12-2018: Antal	01-08-2018 — 31-12-2018: Andel (%)
Meget tit	13	28
Tit	13	28
En gang imellem	10	21
Sjældent	8	17
Aldrig	3	6
Total	47	-



01-08-2018 — 31-12-2018; Gennemsnit og spredning kan ikke beregnes.

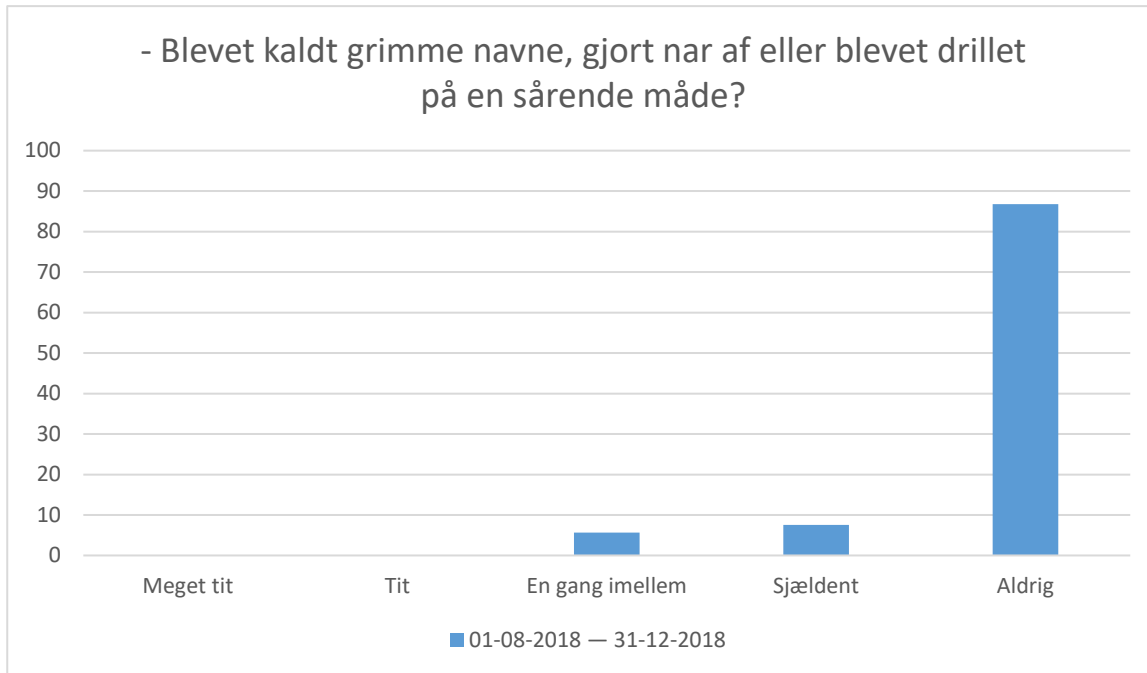
Svarmulighed	01-08-2018 — 31-12-2018: Antal	01-08-2018 — 31-12-2018: Andel (%)
Jeg har ikke overvejet at droppe ud	34	47
Faglige årsager	8	11
Sociale årsager	8	11
Omvalg til anden uddannelse	3	4
Personlige årsager	16	22
Andet	3	4
<b>Total</b>	<b>72</b>	<b>-</b>



01-08-2018 — 31-12-2018; Gennemsnit: 2, spredning: 1,1

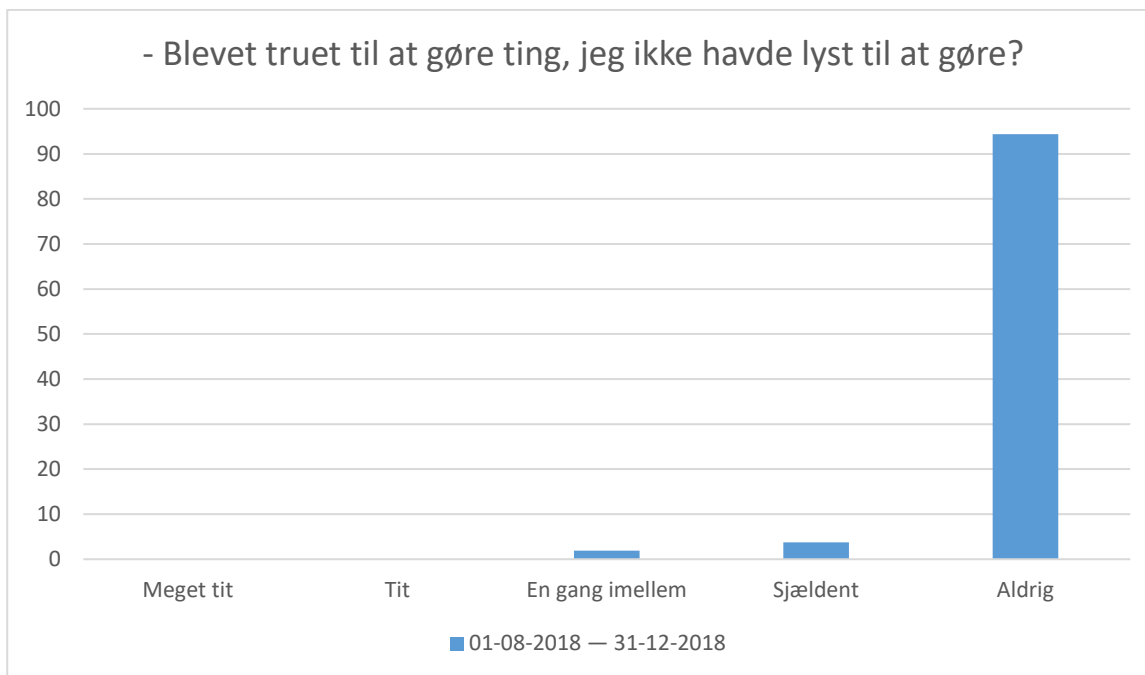
Svarmulighed	01-08-2018 — 31-12-2018: Antal	01-08-2018 — 31-12-2018: Andel (%)
Meget tit	1	2
Tit	4	8
En gang imellem	10	19
Sjældent	15	28
Aldrig	23	43
Total	53	-

## Afsnit H



01-08-2018 — 31-12-2018; Gennemsnit: 1,2, spredning: 0,5

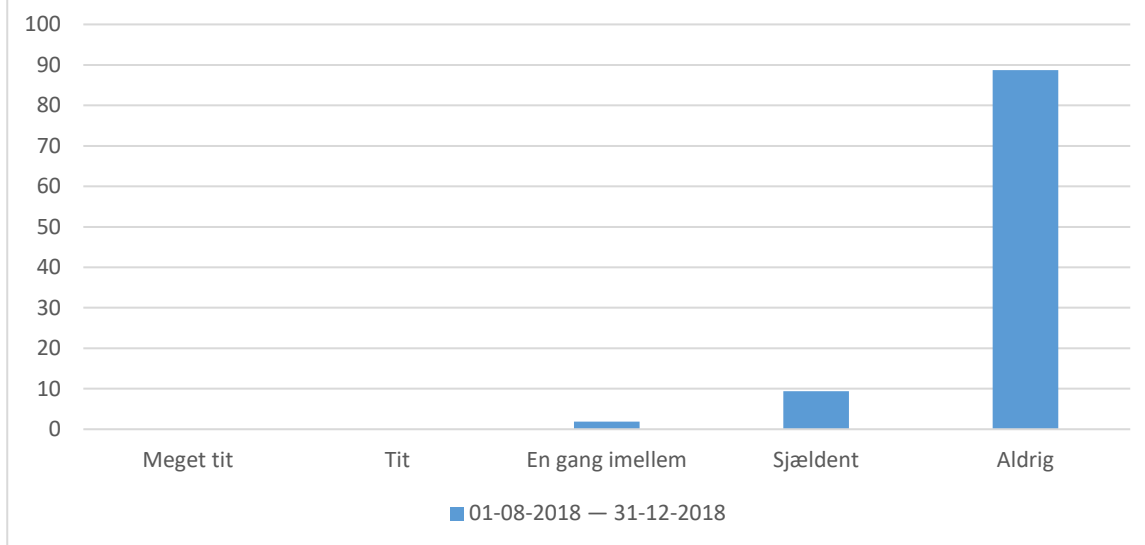
Svarmulighed	01-08-2018 — 31-12-2018: Antal	01-08-2018 — 31-12-2018: Andel (%)
Meget tit	0	0
Tit	0	0
En gang imellem	3	6
Sjældent	4	8
Aldrig	46	87
Total	53	-



01-08-2018 — 31-12-2018; Gennemsnit: 1,1, spredning: 0,3

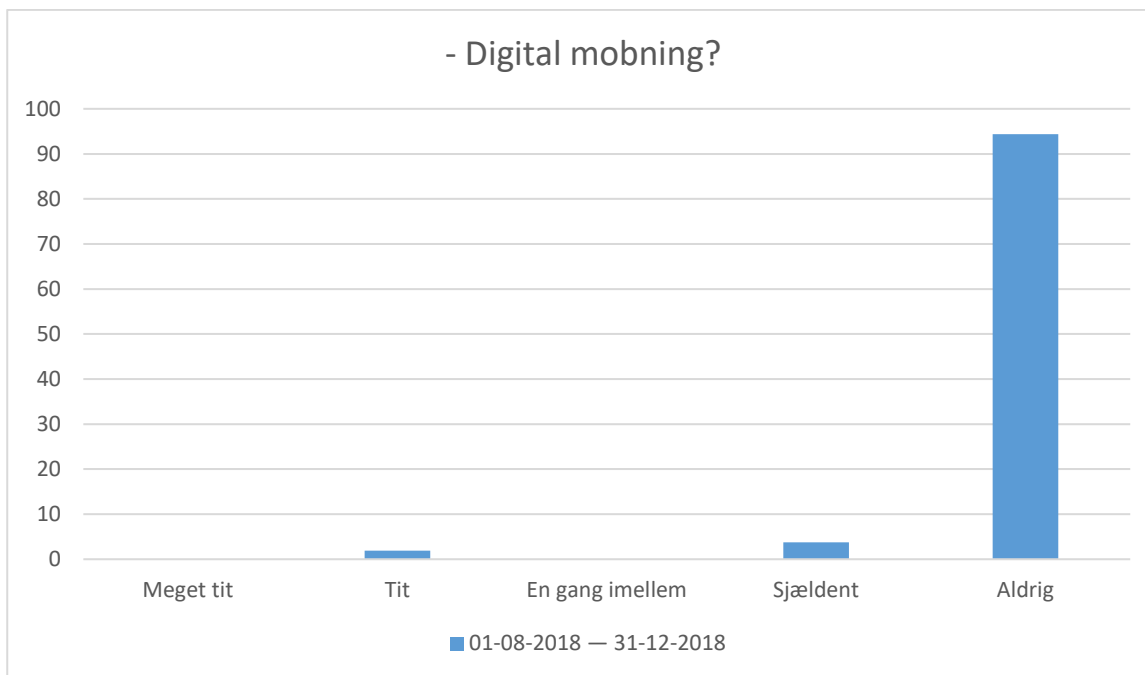
Svarmulighed	01-08-2018 — 31-12-2018: Antal	01-08-2018 — 31-12-2018: Andel (%)
Meget tit	0	0
Tit	0	0
En gang imellem	1	2
Sjældent	2	4
Aldrig	50	94
Total	53	-

- Blevet udsat for uønsket psykisk eller fysisk opmærksomhed?



01-08-2018 — 31-12-2018; Gennemsnit: 1,1, spredning: 0,4

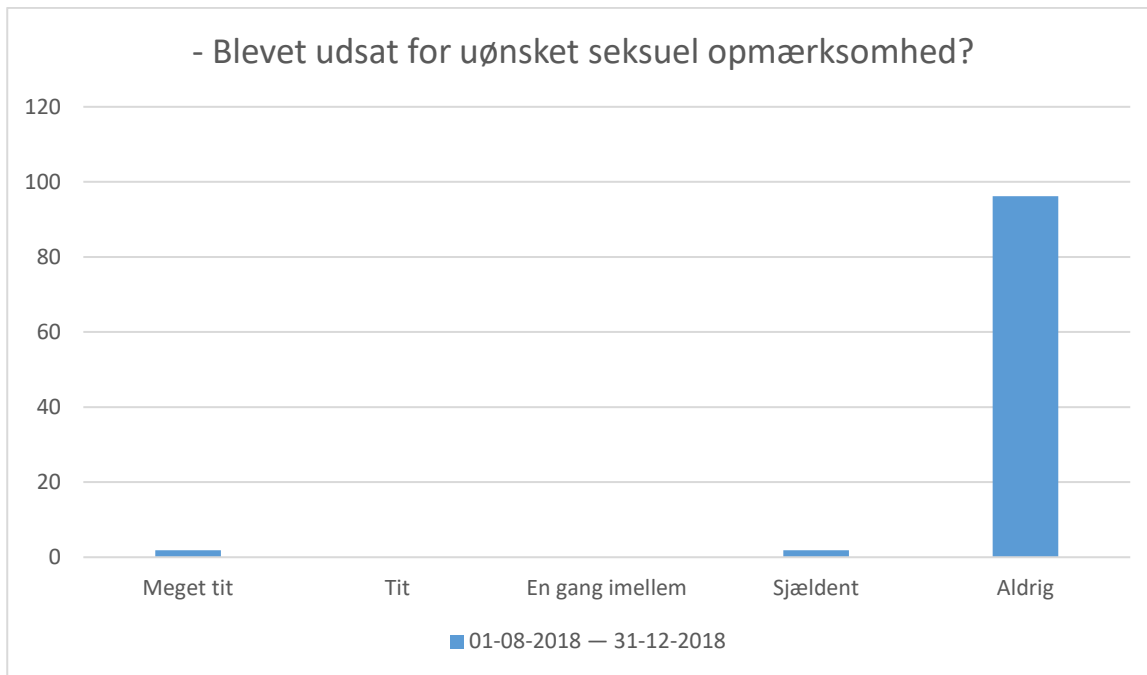
Svarmulighed	01-08-2018 — 31-12-2018: Antal	01-08-2018 — 31-12-2018: Andel (%)
Meget tit	0	0
Tit	0	0
En gang imellem	1	2
Sjældent	5	9
Aldrig	47	89
Total	53	-



01-08-2018 — 31-12-2018; Gennemsnit: 1,1, spredning: 0,4

Svarmulighed	01-08-2018 — 31-12-2018: Antal		01-08-2018 — 31-12-2018: Andel (%)	
Meget tit	0		0	
Tit	1		2	
En gang imellem	0		0	
Sjældent	2		4	
Aldrig	50		94	
<b>Total</b>	<b>53</b>		<b>-</b>	

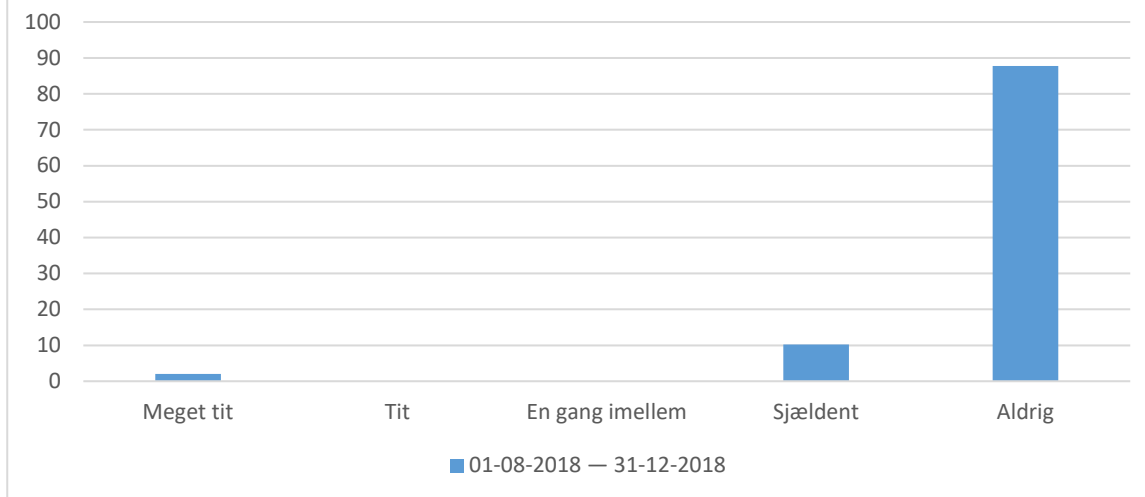




01-08-2018 — 31-12-2018; Gennemsnit: 1,1, spredning: 0,6

Svarmulighed	01-08-2018 — 31-12-2018: Antal		01-08-2018 — 31-12-2018: Andel (%)	
Meget tit	1		2	
Tit	0		0	
En gang imellem	0		0	
Sjældent	1		2	
Aldrig	51		96	
Total	53		-	

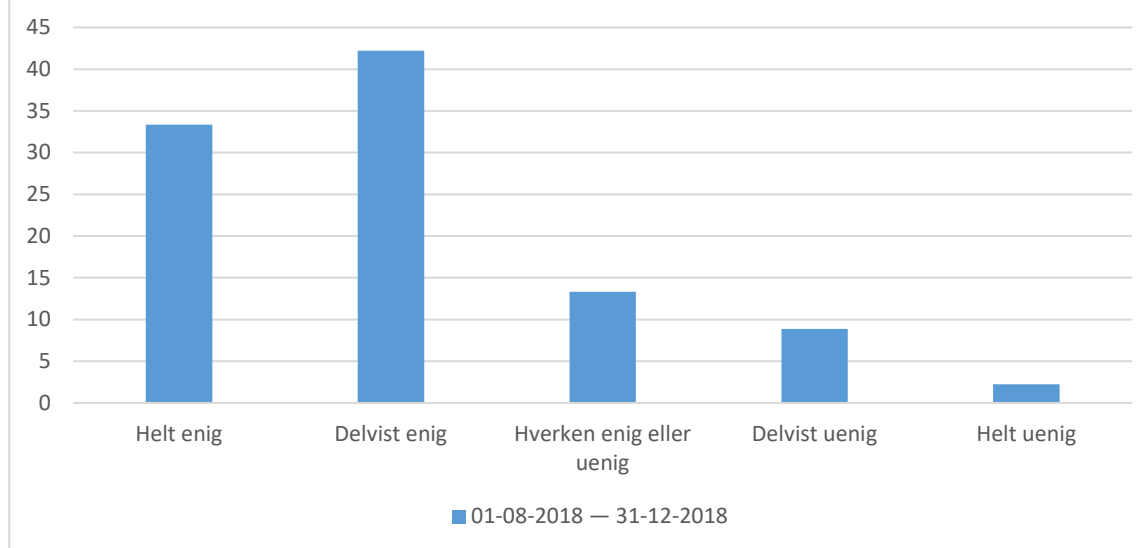
I hvilket omfang har du det seneste år oplevet, at elever eller ansatte på skolen er blevet presset til at gøre ting, som de ikke havde lyst til at gøre?



01-08-2018 — 31-12-2018; Gennemsnit: 1,2, spredning: 0,6

Svarmulighed	01-08-2018 — 31-12-2018: Antal	01-08-2018 — 31-12-2018: Andel (%)
Meget tit	1	2
Tit	0	0
En gang imellem	0	0
Sjældent	5	10
Aldrig	43	88
Total	49	-

Der er gode muligheder på skolen for at få støtte og vejledning, hvis det har været svært.




01-08-2018 — 31-12-2018; Gennemsnit: 4, spredning: 1

Svarmulighed	01-08-2018 — 31-12-2018: Antal	01-08-2018 — 31-12-2018: Andel (%)
Helt enig	33	33
Delvist enig	42	42
Hverken enig eller uenig	6	13
Delvist uenig	4	9
Helt uenig	1	2
Total	45	-

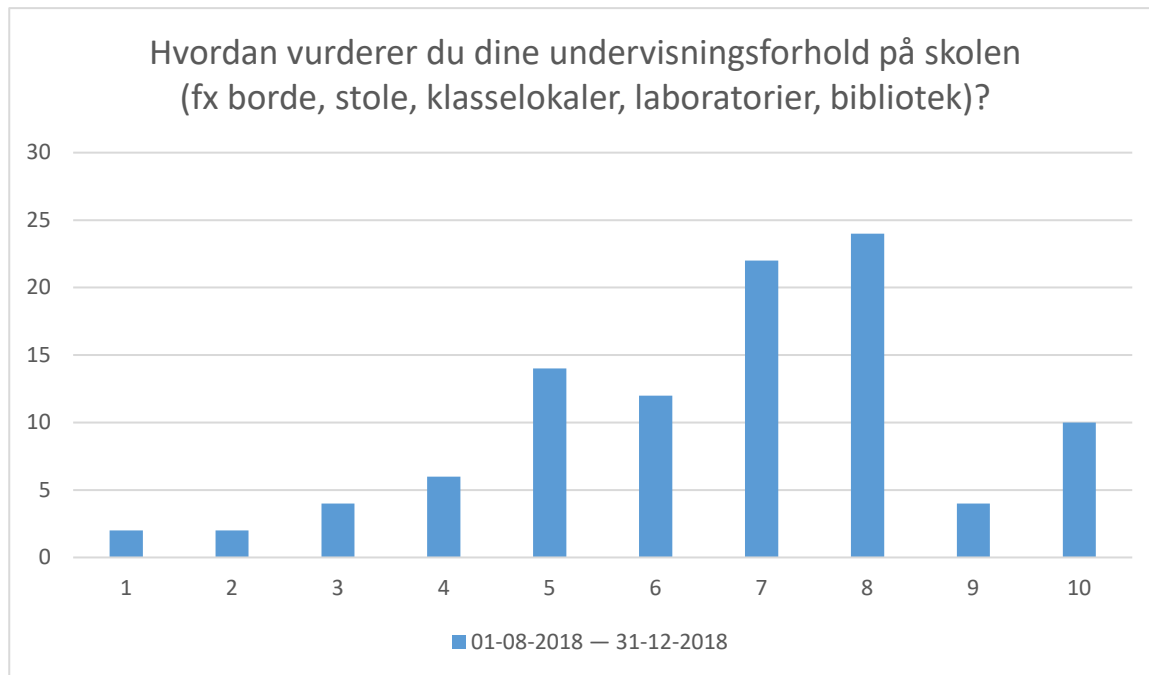
# RANDERS HF & VUC

Resultater HF enkeltfag



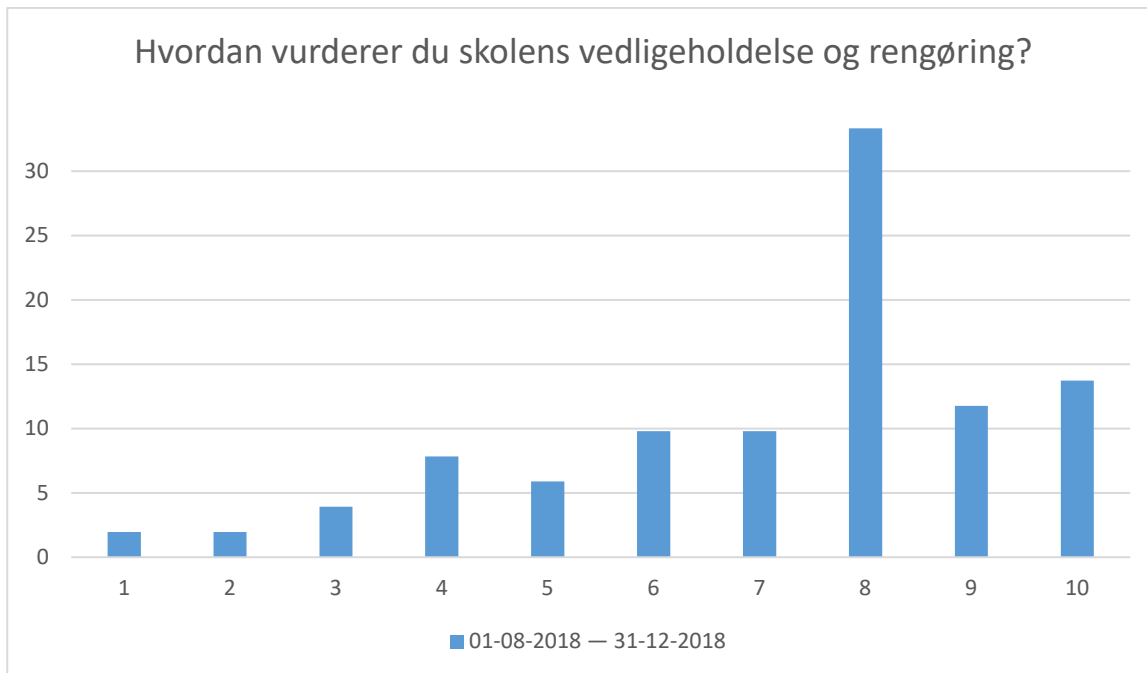
@Ventures  
Eletrivselundersøgelse

## Undervisningsmiljø



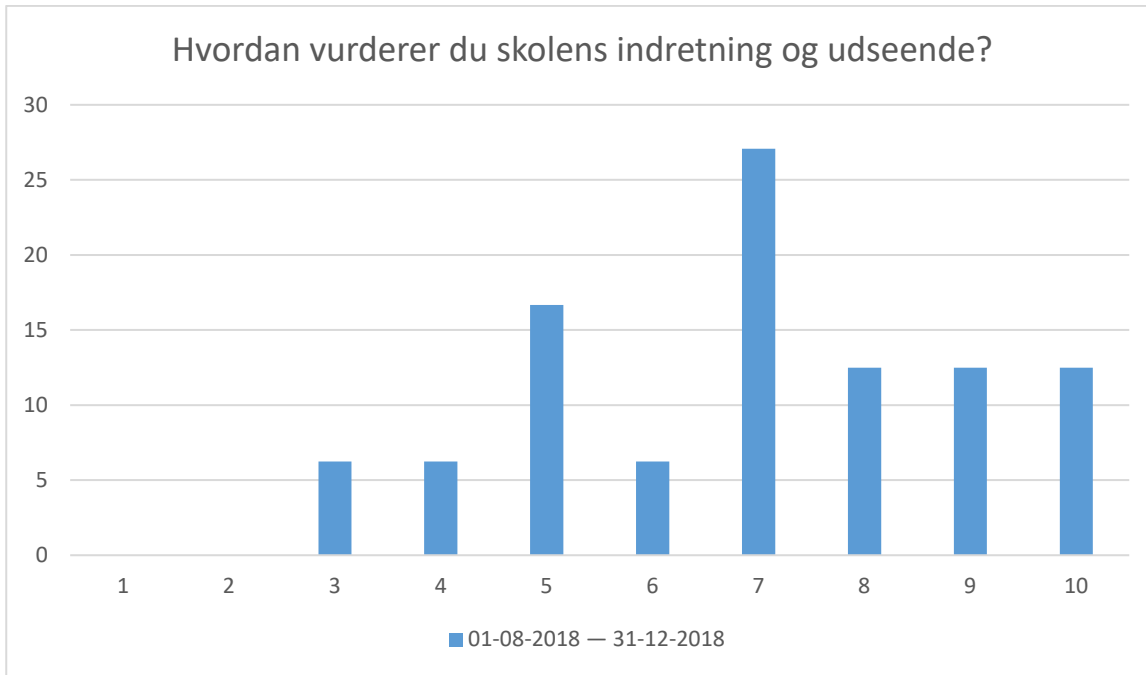
01-08-2018 — 31-12-2018; Gennemsnit: 6,7, spredning: 2,1

Svarmulighed	01-08-2018 — 31-12-2018: Antal	01-08-2018 — 31-12-2018: Andel (%)
1	1	2
2	1	2
3	2	4
4	3	6
5	7	14
6	6	12
7	11	22
8	12	24
9	2	4
10	5	10
<b>Total</b>	<b>50</b>	<b>-</b>



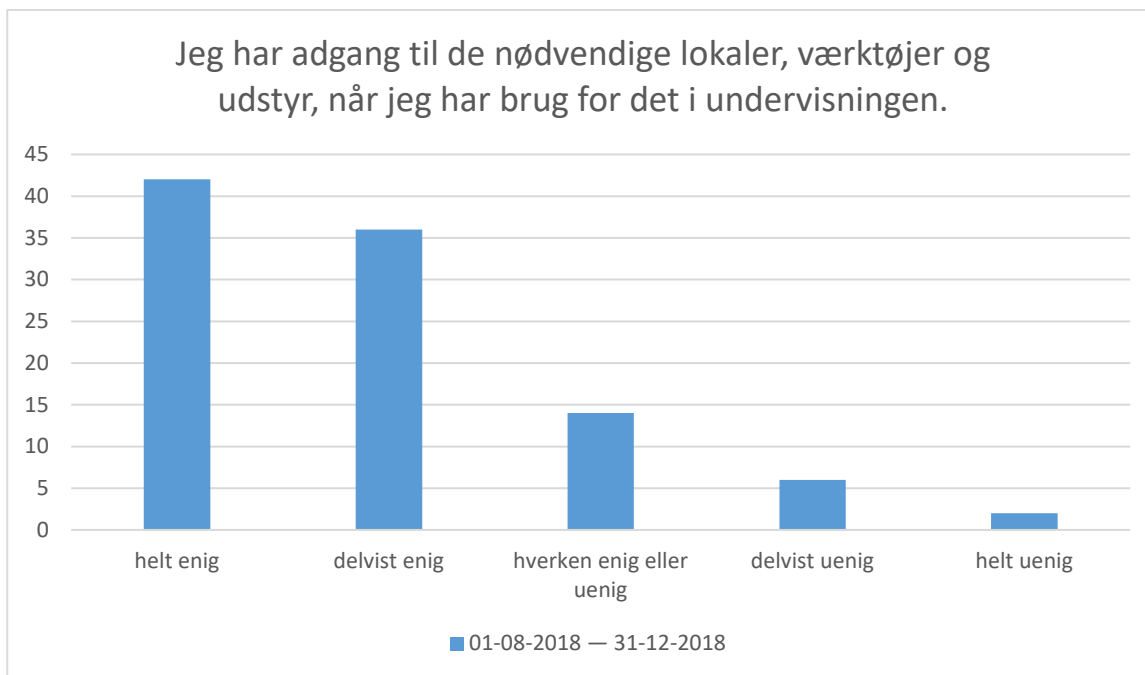
01-08-2018 — 31-12-2018; Gennemsnit: 7,2, spredning: 2,2

Svarmulighed	01-08-2018 — 31-12-2018: Antal	01-08-2018 — 31-12-2018: Andel (%)
1	1	2
2	1	2
3	2	4
4	4	8
5	3	6
6	5	10
7	5	10
8	17	33
9	6	12
10	7	14
Total	51	-



01-08-2018 — 31-12-2018; Gennemsnit: 6,9, spredning: 2

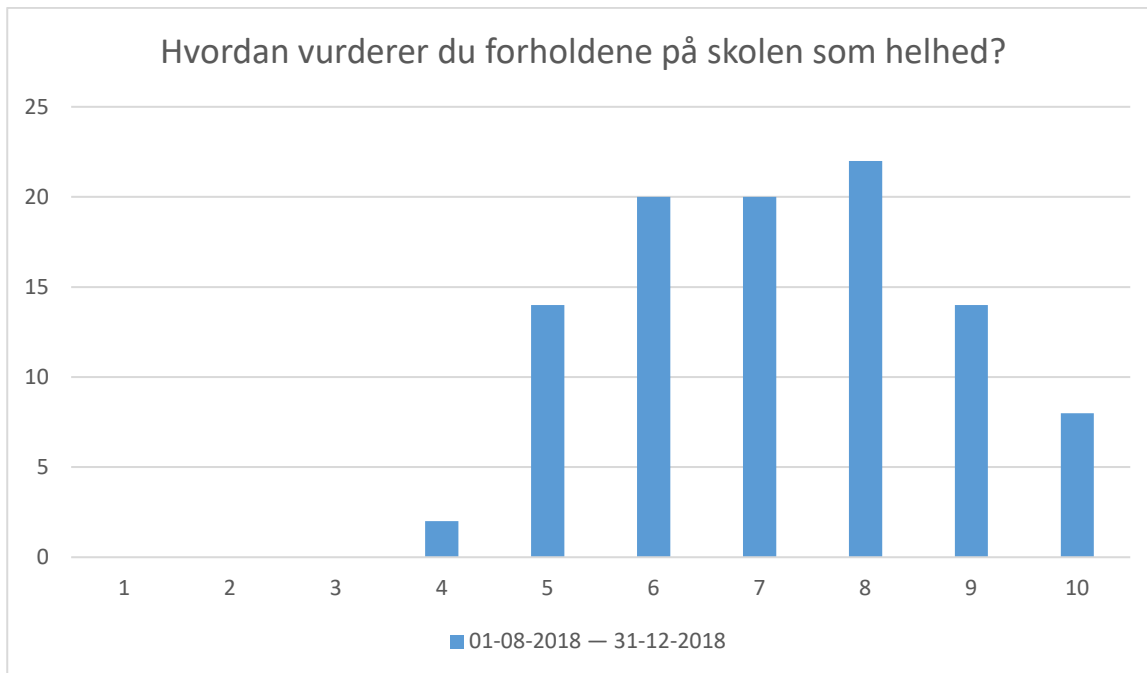
Svarmulighed	01-08-2018 — 31-12-2018: Antal	01-08-2018 — 31-12-2018: Andel (%)
1	0	0
2	0	0
3	3	6
4	3	6
5	8	17
6	3	6
7	13	27
8	6	13
9	6	13
10	6	13
<b>Total</b>	<b>48</b>	<b>-</b>



01-08-2018 — 31-12-2018; Gennemsnit: 4,1, spredning: 1

Svarmulighed	01-08-2018 — 31-12-2018: Antal		01-08-2018 — 31-12-2018: Andel (%)	
helt enig	21	42	42	42
delvist enig	18	36	36	36
hverken enig eller uenig	7	14	14	14
delvist uenig	3	6	6	6
helt uenig	1	2	2	2
Total	50	-	-	-





01-08-2018 — 31-12-2018; Gennemsnit: 7,2, spredning: 1,6

Svarmulighed	01-08-2018 — 31-12-2018: Antal	01-08-2018 — 31-12-2018: Andel (%)
1	0	0
2	0	0
3	0	0
4	1	2
5	7	14
6	10	20
7	10	20
8	11	22
9	7	14
10	4	8
Total	50	-